

# Teaching Materials & Strategies for Younger Mariachi Players

Marta Ocampo

National Mariachi Workshops for Educators

July 11, 2019

## Beginner Warm up

### 1. Posture

### 2. Breathing

- a. Focus
- b. Airplane
- c. Dart
- d. Bow and Arrow

### 3. Vocal

- a. Hooting
- b. Bubble
- c. Flutter
- d. "EE" to AH
- e. A, E, I, O, U
- f. Solfege in Do





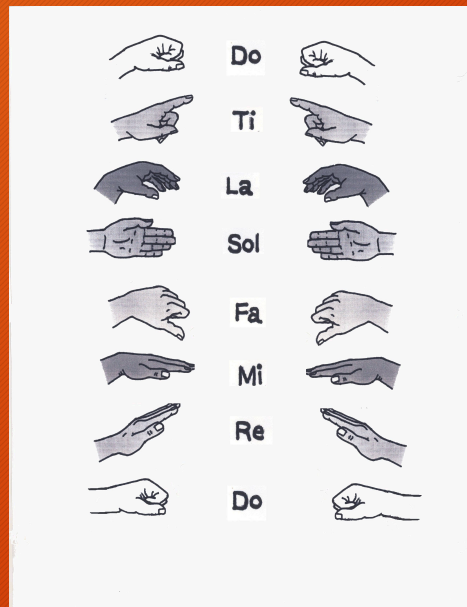


#### 4. Instrumental Warm up

- a. Tune
- b. Warm up exercises
  - i. Trumpets buzz
  - ii. Guitars warm up wrist and fingers
  - iii. Violins work on violin and bow exercises
- c. Middle note, 3x 4 counts
- d. Low note, 3x 4 counts
- e. Middle note, 3x 8 counts
- f. Low note, 3x 8 counts
- g. Middle down to low, 3x 4 counts each note
- h. Low up to Middle, 3x 4 counts each note
- i. Middle Chart Diagram: Box 1-8
- j. Reverse Middle Chart Diagram: Box 8-1
- k. Low Chart Diagram: Box 1-8
- l. Low Chart Diagram: Box 8-1
- m. Low Chart through Middle Chart diagrams
- n. Middle Chart through Low Chart diagrams

#### 5. Book work:

# Solfeggio





# Flute Middle Chart

# Flute

CONCERT *Middle note Half Stepant*

FINGERING CHART

1 2 3 4 5 6 7 8

1	2	3	4	5	6	7	8
<p>Middle note</p>	<p><math>(\frac{1}{2})</math> Half Step</p>	<p><math>(1)</math> Whole Step</p>	<p><math>1\frac{1}{2}</math> Step</p>				
<p>Key</p>	<p><math>2\frac{1}{2}</math> Step</p>	<p>3 Steps</p>	<p>Low note</p>				

©OROMUSIC.COPYRIGHT 2012

# Flute Low Chart

Flute

FINGERING CHART

CONCERT Low Note Half Step Chart

1 2 3 4 5 6 7 8

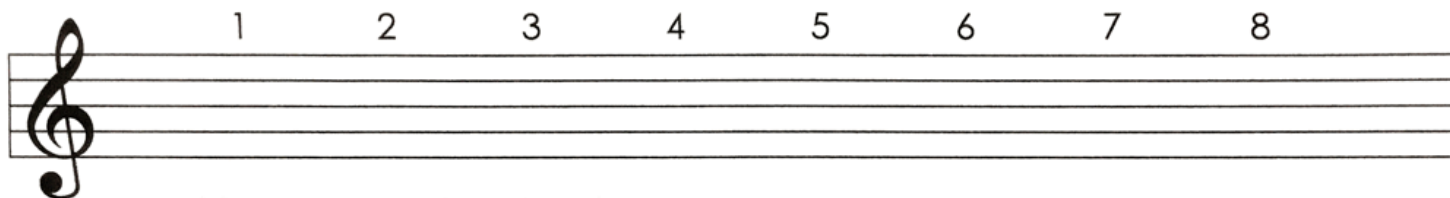
1 Low Note	2 (1/2) Half Step	3 (1) Whole Step	4 (1 1/2) Step
5 2 Steps	6 2 1/2 Steps	7 3 Steps	8 3 1/2 Steps

©PDRMUSIC COPYRIGHT 2012

# VIOLIN

## FINGERING CHART

CONCERT Middle Half Step Chart



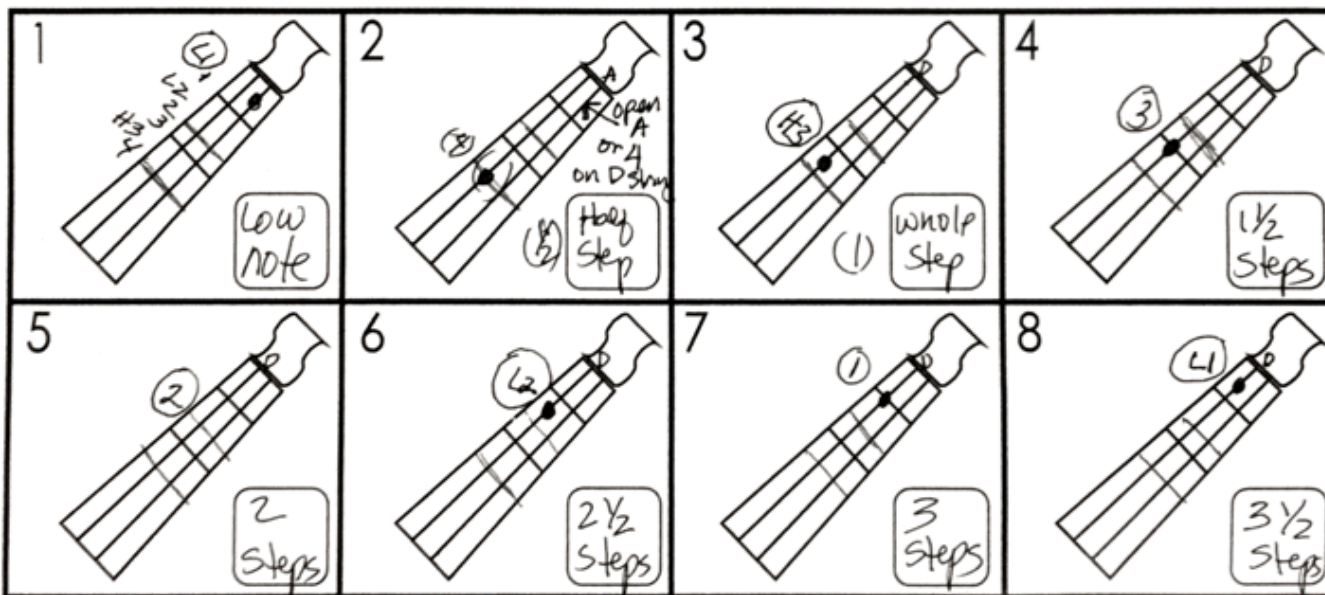
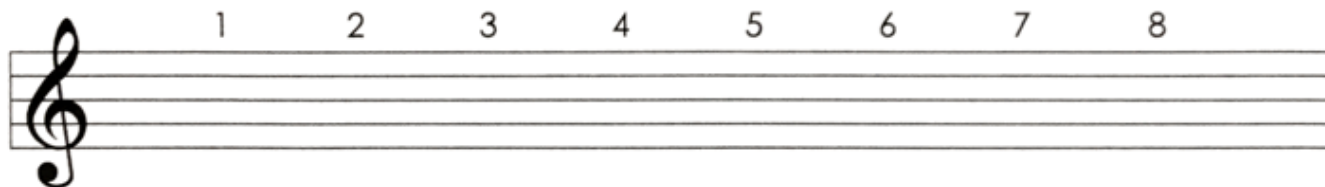
1 <p>middle note</p>	2 <p>Half Step</p>	3 <p>whole step</p>	4 <p>1 1/2 Steps</p>
5 <p>2 Steps</p>	6 <p>2 1/2 Steps</p>	7 <p>3 Steps</p>	8 <p>Low Note</p>



# VIOLIN

FINGERING CHART

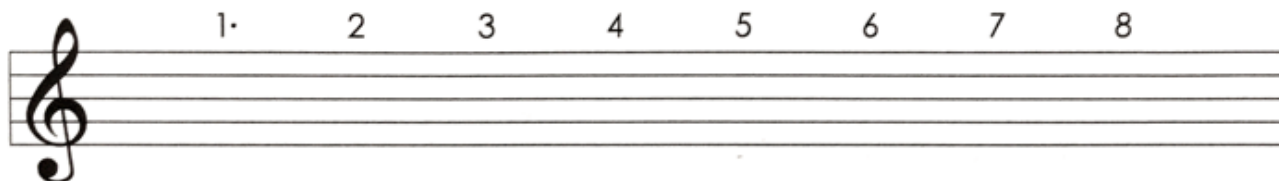
CONCERT Low note Half Step Chart



# TRUMPET

FINGERING CHART

CONCERT *Middle Half Step Chart*

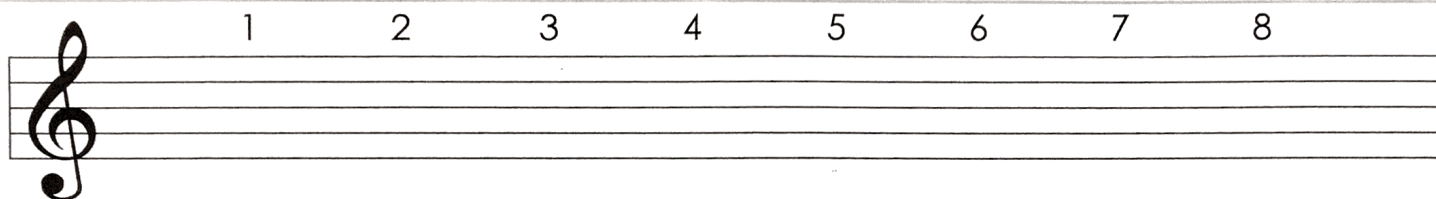


<p>1</p> <p>middle note</p>	<p>2</p> <p><math>\frac{1}{2}</math> half step</p>	<p>3</p> <p>1 whole step</p>	<p>4</p> <p><math>1\frac{1}{2}</math> step</p>
<p>5</p> <p>2.5 steps</p>	<p>6</p> <p><math>2\frac{1}{2}</math> steps</p>	<p>7</p> <p>3 steps</p>	<p>8</p> <p>low note</p>

# TRUMPET

FINGERING CHART

CONCERT Low Half Step Chart




<p>1</p> <p>open</p> <p>Low Note</p>	<p>2</p> <p>(1/2) Half step</p>	<p>3</p> <p>(1) Whole step</p>	<p>4</p> <p>1 1/2 Steps</p>
<p>5</p> <p>2 Steps</p>	<p>6</p> <p>tr</p> <p>2 1/2 Steps</p>	<p>7</p> <p>tr</p> <p>3 Steps</p>	<p>8</p> <p>N/A</p>



# GUITAR

## FINGERING CHART

CONCERT Middle Half Step Chart

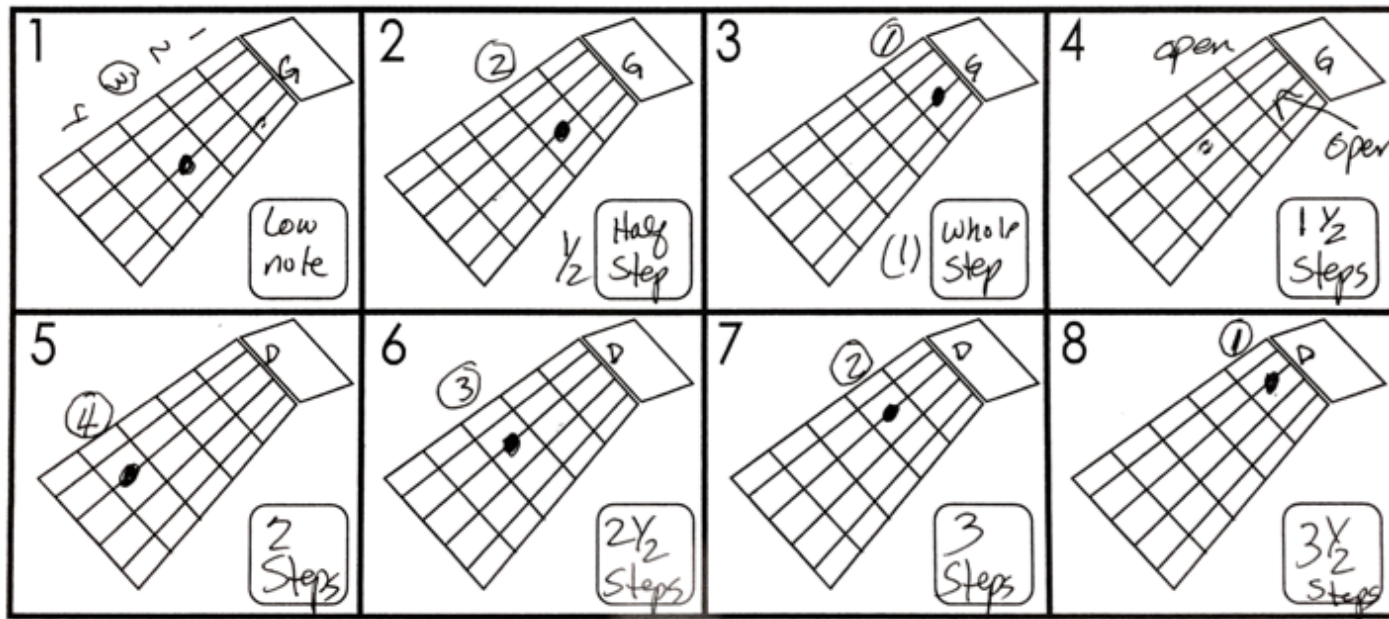


<p>1</p> <p>middle note</p>	<p>2</p> <p><math>\frac{1}{2}</math> half step</p>	<p>3</p> <p>whole step</p>	<p>4</p> <p><math>1\frac{1}{2}</math> steps</p>
<p>5</p> <p>2 steps</p>	<p>6</p> <p><math>2\frac{1}{2}</math> steps</p>	<p>7</p> <p>3 steps</p>	<p>8</p> <p>Low note</p>

# GUITAR

## FINGERING CHART


CONCERT Low note Half step chart



# Violin/guitar Chromatic Range

Part 1

## Violin and Guitar Chromatic Fingering





# Trumpet Chromatic Range

Score

## Trumpet Chromatic Fingering



The musical score is written for a trumpet in 4/4 time, featuring a chromatic scale. The notation is as follows:

- Staff 1:** Treble clef, key signature of one sharp (F#). The scale begins on D4 (first space) and ascends chromatically through D#4, E4, E#4, F4, F#4, G4, and A4 (second space).
- Staff 2:** Treble clef, key signature of one sharp. The scale continues from A4 and ascends chromatically through A#4, B4, B#4, C5, C#5, D5, and E5 (first line).
- Staff 3:** Treble clef, key signature of one sharp. The scale continues from E5 and ascends chromatically through E#5, F5, F#5, G5, G#5, A5, and B5 (first space).
- Staff 4:** Treble clef, key signature of one sharp. The scale continues from B5 and ascends chromatically through B#5, C6, C#6, D6, D#6, E6, and F6 (second space).
- Staff 5:** Treble clef, key signature of one sharp. The scale continues from F6 and ascends chromatically through F#6, G6, G#6, A6, A#6, B6, and C7 (third space).
- Staff 6:** Treble clef, key signature of one sharp. The scale continues from C7 and descends chromatically through C#6, B6, B#5, A5, A#4, G4, and F4.

Measure numbers 9, 17, 25, 33, and 41 are indicated at the start of their respective staves.

# Reminton 1, 2 & 3

Score

## Remington one and two

Long tones

Remington 1

Violin I

Violin II

Trumpet in Bb

Flute

Vihuela

Guitar

Guitarron

Harp

Tenor

©

# Scale the Wall

## Flute/Violin

Violin

### Scale the Wall Scales

Level I, II & III





# Scale the Wall Guitar

Guitar

## Scale the Wall Scales

Level I, II & III




# Scale the Wall Trumpet

Trumpet in B♭

## Scale the Wall Scales

Level I, II & III



# Scale the Wall Harp

Harp




## Scale the Wall Scales

Level I, II & III






# Scale the Wall Certificates





Questions and comments







Questions and/or Comments  
Email me @:  
[Marta.Ocampo@gpisd.org](mailto:Marta.Ocampo@gpisd.org)