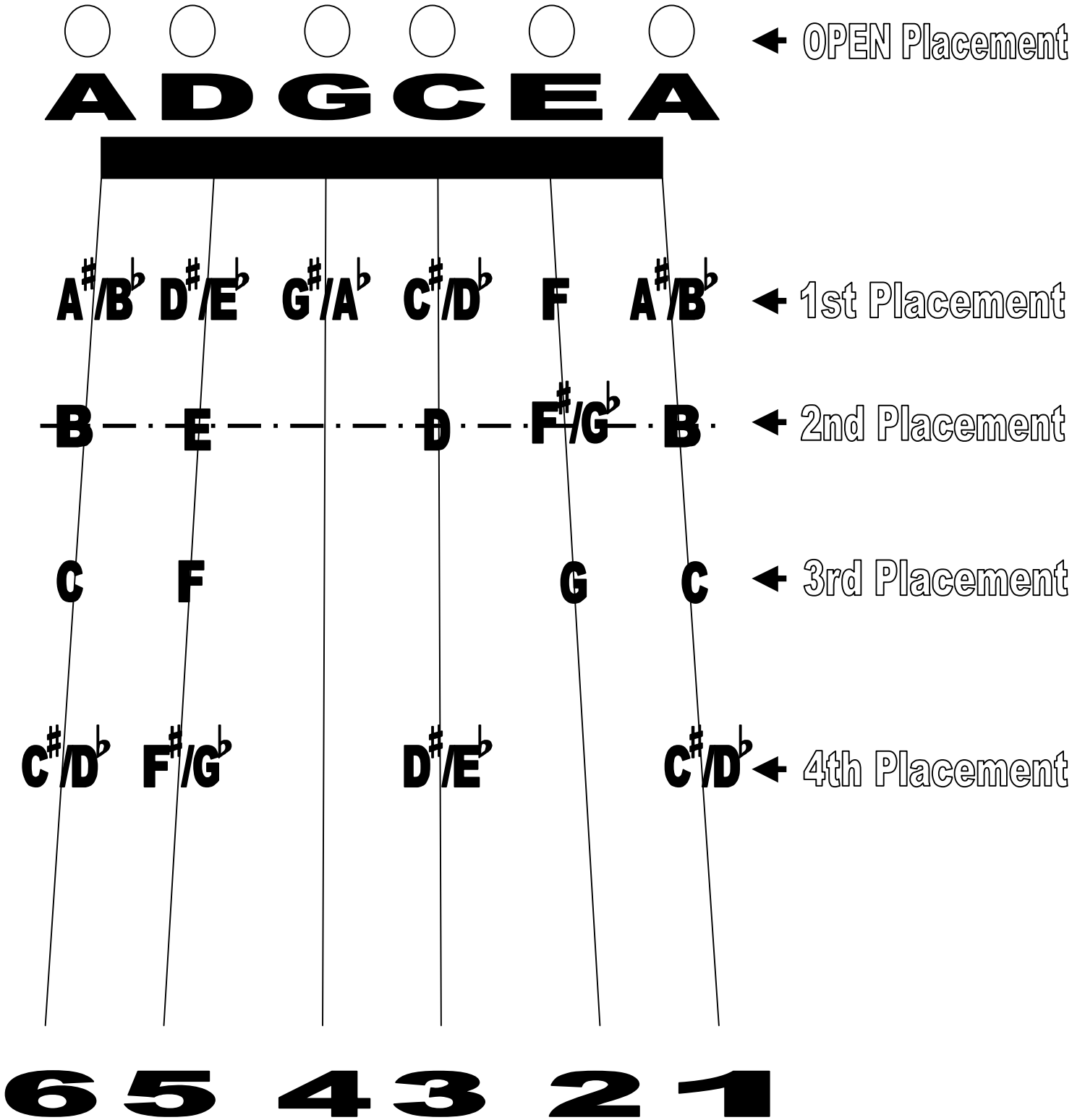
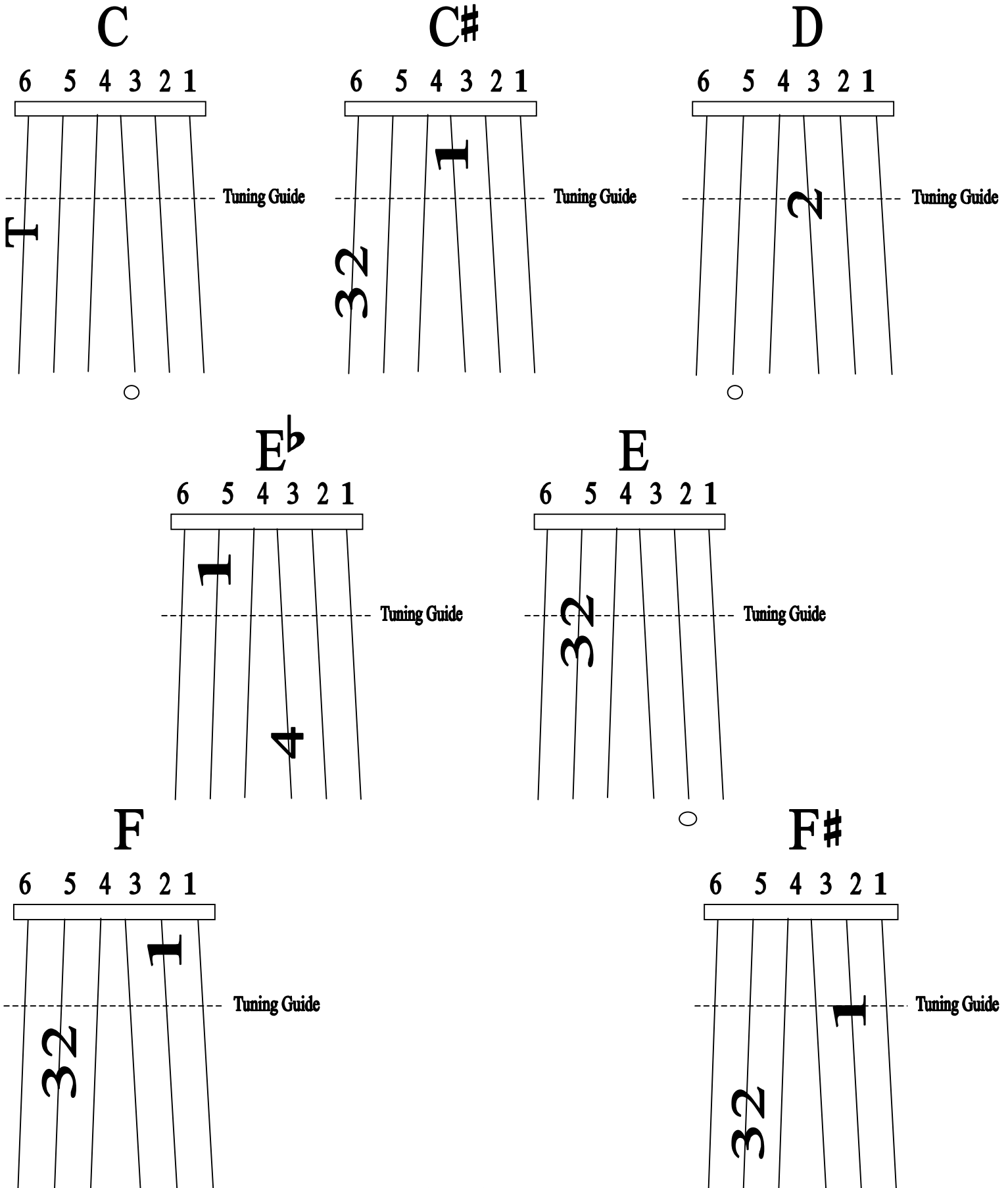
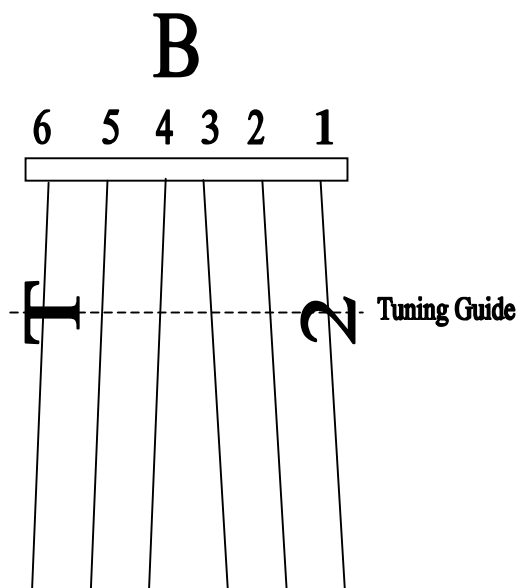
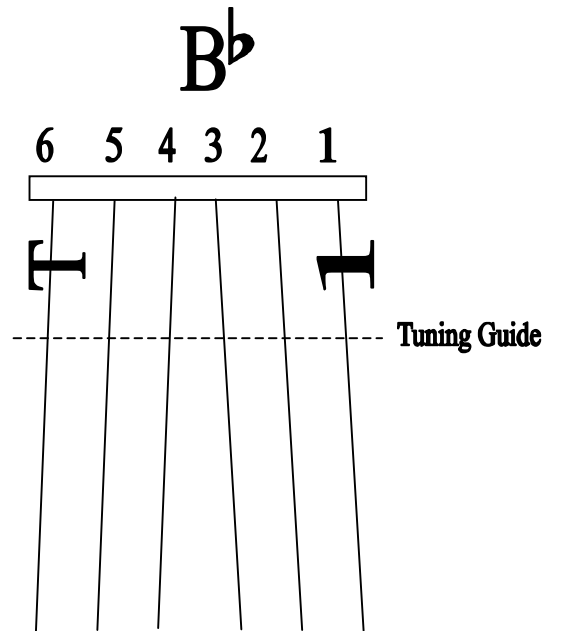
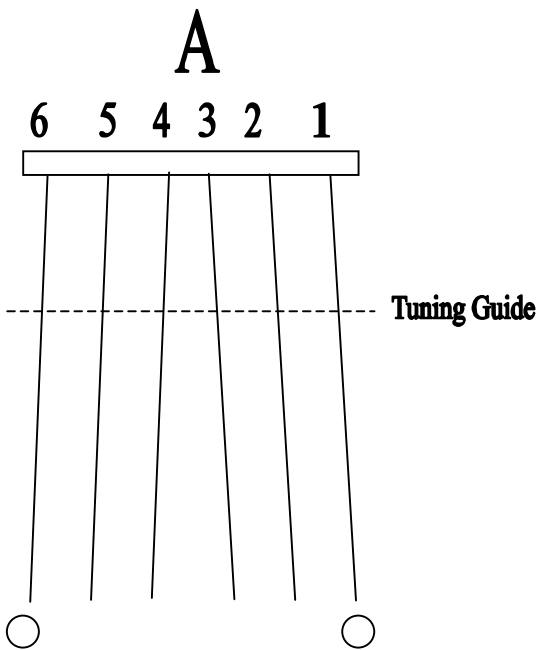
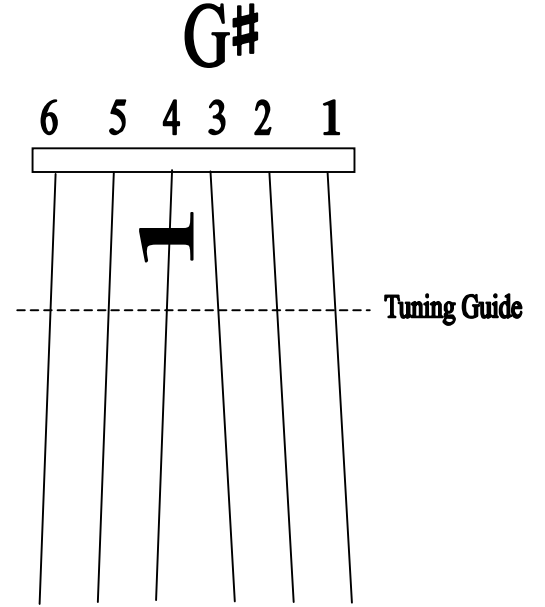
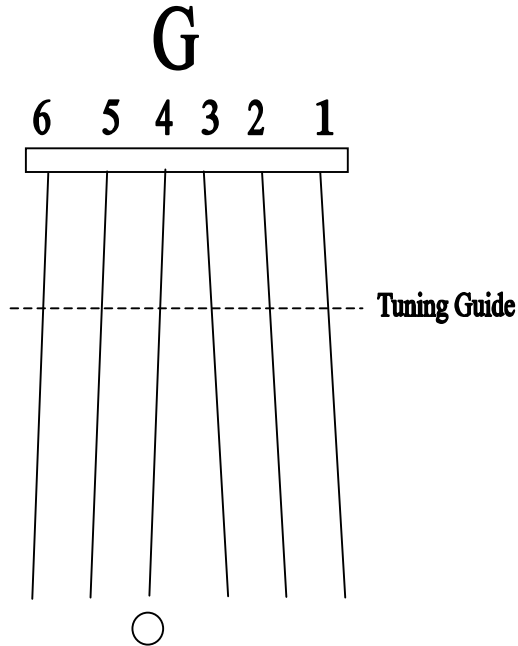


Guitarron Fingerboard



Guitarron Hand Placement Chart





HP (Hand Position) Chart for Guitarron

Single Strings	OSHP	HP1	HP2	HP3	HP4
6	◦ A	Bb	B	C	C#
5	◦ D	Eb	E	F	F#
4	◦ G	G#			
3	◦ C	C#	D	D#	
2	◦ E	F	F#		
1	◦ A	Bb	B		
OCTAVES	A	Bb	B	C	C#
A String	◦ ◦ A - A	HP1 - HP1	HP2 - HP2	◦ HP3 - C	¹ HP4 - C
	D	Eb	E	F	F#
D String	◦ ² D - C	³ HP1 - E	◦ HP2 - E	¹ HP3 - E	² HP4 - E
	G	G#			
G String	◦ G	HP1			

Arpeggio Exercise

Adam Romo

Guitarron

Key of DO: C

5

9 Key of SOL: G

13

17 Key of RE: D

21

25 Key of LA: A

29

33

Guitarron Scales- Major<#>

Adam Romo

G Scale (1 sharp)

Guitarron



5



9 C Scale



13



17 D Scale (2 sharps)



21



25 A Scale (3 sharps)



29



33 Chromatic Exercise



Guitarron Scales- Major

Adam Romo

Guitarron

F Scale(1 flat)

5

9 C Scale

13

17 Bb Scale (2 flats)

21

25 Eb Scale (3 flats)

29

33 Chromatic Exercise

Guitarron Exercise- Minor

Part 1

Adam Romo

Guitarron

A minor



5



9 C Scale



13



17 B minor



21



25 E minor



29



33 Chromatic Exercise



Guitarron Strings/ Fingerings

Adam Romo



TRIAD Exercises

Adam Romo

Key of DO- "C"

Guitarron



5 Key of SOL- "G"



9 Key of RE- "D"



13 Key of LA- "A"



17 Key of MI- "E"



21 Key of SI- "B"



25 Key of FA- "F"



29 Key of Si memol- "Bb"



33 Key of Mi memol- "Eb"

