



**Eckroth
Music**
A Tradition of Music and Education

www.eckroth.com

[Questions](#) [Responses](#)

Instrument Demonstration and Exploration

Hello, Twin Bridges' parents! Due to the uncertainty of having Eckroth come to our school to host an Instrument Show Night this coming fall, I am excited to share this google form to explore instruments before the next school year starts. I hope to encourage students to continue creating music and have the option to rent and eventually own their instrument, should they choose to do so. If your child decides to begin or continue with band please complete this first form to get an idea of what instrument they would like to try or continue on. There are a couple videos included to watch about each instrument. Please let me know if you have any questions.

Email address *

Valid email address


This form is collecting email addresses. [Change settings](#)



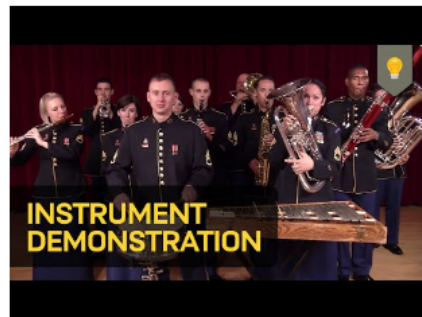
- Customizable
- Easy to Use
- Assignment Ready




Watch this video for an introduction to the instruments in ORCHESTRA and to learn about some of the unique traits of each instrument.



Watch this video for an introduction to the instruments in BAND and to learn about some of the unique traits of each instrument.



Watch this video for an introduction to the instruments in BAND and to learn about some of the unique traits of each instrument.



Several video options
to select from to
educate students
about the unique
qualities of each
instrument in band
and/or orchestra





Band Registration

* Required

How do I get an instrument?

An important step in ensuring your student is successful in band is making sure he/she has a quality instrument that is in good playing condition for class.

What is your plan for obtaining an instrument? *

- ☐ We own an instrument already.
- ☐ We need to rent an instrument.
- ☐ We have been selected to rent a school owned instrument.
- ☐ We need help with the process and would like you to contact us to discuss.

Back

Next

Renting an instrument

Many families decide to rent an instrument because of the affordable price and flexibility of a rental plan. Eckroth Music's rental plan features low monthly payments, hassle-free exchanges and the option to return at any time.

We will rent our instrument *

- ☐ Yes, we will rent our instrument by August 15 and purchase the necessary supplies for band.

Back

Next

School Owned Instruments

If you are selected to play a school owned instrument, the district will provide an instrument for your student to use. We will be sending you a rental contract and information about the yearly rental fee. You will still be responsible for purchasing the necessary supplies for class.

I was selected to play a school owned instrument *

- ☐ Yes, send me the contract and information. We will purchase the necessary supplies for band.

Back

Next

Eckroth Music Recommends Beginner Instruments Using 3 Simple Steps

1. View each student's teeth, chin and lips
2. Based on the student's physical features, assign three numbers using the examples below.
3. Use the corresponding numbers below to recommend an instrument.

TEETH:

- 1 = Even
2 = Uneven

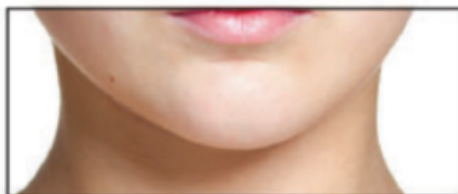
1



CHIN:

- 3 = Large (round or square)
4 = Pointed

4



LIPS:

- 5 = Full or large
6 = Medium
7 = Thin

5



1,3,5: Trombone, Euphonium, Tuba
1,3,6: Trumpet, Trombone, Euphonium
1,3,7: Trumpet, Horn, Flute
1,4,5: Clarinet, Saxophone, Flute
1,4,6: Clarinet, Flute
1,4,7: Trumpet, Horn, Flute

2,3,5: Clarinet, Saxophone
2,3,6: Clarinet, Saxophone, Oboe
2,3,7: Clarinet, Saxophone, Oboe
2,4,5: Clarinet, Saxophone
2,4,6: Clarinet, Saxophone, Oboe
2,4,7: Clarinet, Saxophone, Oboe

Helpful things to consider...

FLUTE

- Straight/even teeth (NO overbites!)
- Medium to full lips (bottom lip "cushion")
Good distance from nose to top lip
- No Bow/V in top lip
- No double-jointed fingers (longer = good)

CLARINET

- Feel/make "flat" chin
- No thin bottom lip
- No protruding top teeth or sharp/jagged bottom teeth
- Longer fingers = good

SAXOPHONE

- Same as clarinet but can have uneven teeth

TRUMPET

- Straight/even teeth (no under bite)
- Pointed chin
- Thin to medium lips (top lip = good color)
- Check three fingers of right hand for dexterity

HORN

- Straight/even teeth
- Thin to medium lips (more thin)
- Good sense of pitch

LOW BRASS

- Even teeth less critical
- Large chin (round/square)
- Bigger chest cavity
- Medium to full lips (tuba = full)
- Good distance from nose to top lip
- Arm length for trombone
- Longer torso (tuba)





STRING INSTRUMENT SIZING

1

GUIDELINES

These are general guidelines for help in determining the correct instrument size. The charts below are good guidelines for sizing. For violin and viola, have the player stand with the left arm fully extended to the side, parallel to the floor. To find their arm length, measure from their neck to the middle of their palm. Refer to the charts below for the best size. Eckroth Music will exchange instruments with no hassle and no extra cost as the student grows or if a measurement isn't quite right.

If the student is in-between sizes on the chart, always choose the smaller of the two sizes, as a larger instrument could hinder the student's ability to play properly.

VIOLIN

Arm Length	Violin Size
14"-15"	1/16
15"-17"	1/10
17"-18"	1/8
18"-20"	1/4
20"-22"	1/2
22"-23"	3/4
23"+	4/4

VIOLA

Arm Length	Viola Size
18"-20"	11"
20"-22"	12"
22"-23"	13"
23"-25"	14"
25"-26"	15"
26"-27"	16"
27"+	16.5"

There are several methods to determine which cello or bass size would be the best for your student. Height is generally considered to be the most accurate measurement to use, but finger span can also be a consideration. Finger span is measured from the tip of the index finger to the tip of the pinkie finger, while the hand is spread out (splayed) in a comfortable position.

If your student is in-between two sizes on the chart, always choose the smaller size.

CELLO

Height	Finger Span	Cello Size
3' and under		1/10
3 - 3.5 feet		1/8
3.5 - 4 feet	3" - 4"	1/4
4 - 4.5 feet	4" - 5"	1/2
4.5-5 feet	5" - 6"	3/4
5+ feet	6"+	4/4

BASS

Height	Bass Size
3.5 - 4 feet	1/8
4 - 4.5 feet	1/4
4.5 - 5.5 feet	1/2
Over 5 feet	3/4



RENT NOW

www.Eckroth.com



Search...

Go



Questions? Call Us: 888-890-3836

[Home](#) [Shop All](#) [Rent Online](#) [Repair](#) [Careers](#) [Educators](#) [Stores](#) [Encore Program](#) [Contact Us](#)

[\\$ Make A Payment](#) [Update Address](#) [Rental Payment History](#) [Maintenance Renewal](#)

[Account](#)

Band & Orchestra

MADE EASY

Online Rentals

Let's Get Started!

CLICK HERE

Questions?

Email

anna@eckroth.com

mike@eckroth.com

Store

Boz – 406.587.8007

Bil – 406.252.2604

Website

www.eckroth.com

