
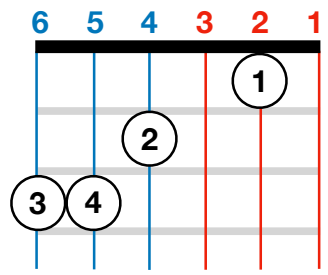
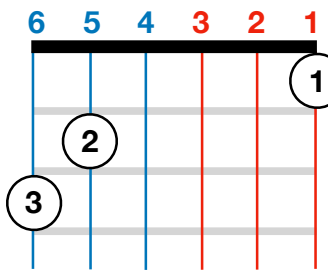
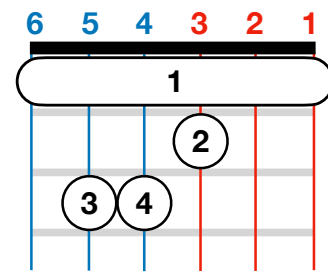

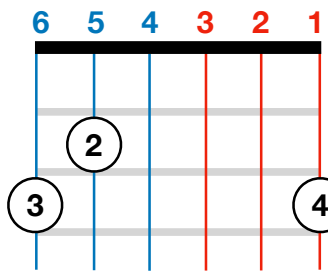
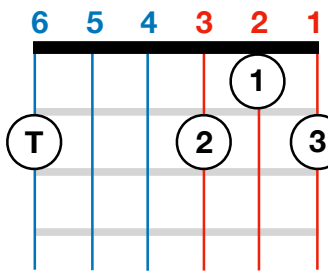
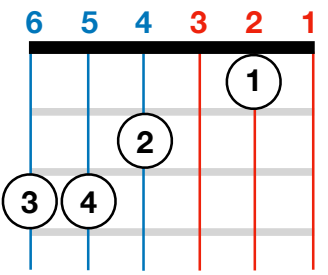

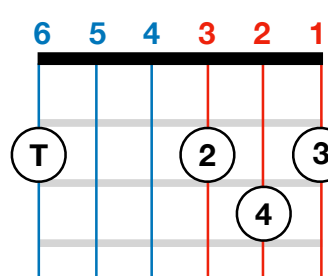
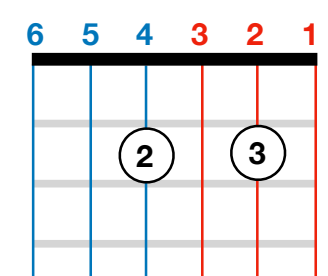
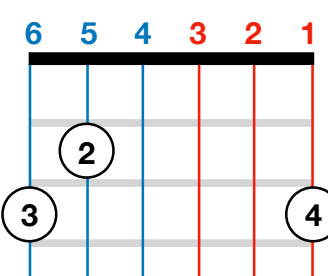


Major Key Primary Chords

Guitar


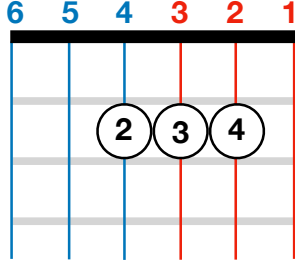
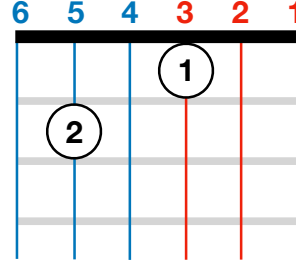
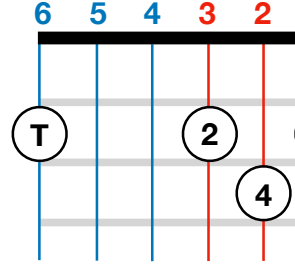
Key of Do 	Do  C Primera - I - Tonic	Sol⁷  G⁷ Segunda - V ⁷ - Dominant ⁷	Fa  F Tercera - IV - Subdominant
	Key of C Major		


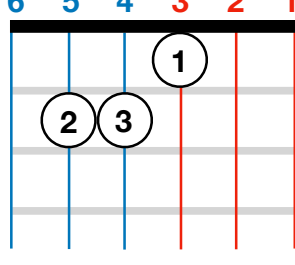
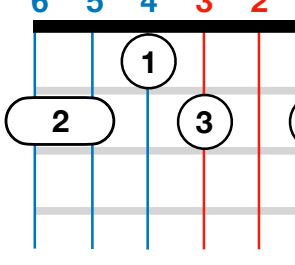
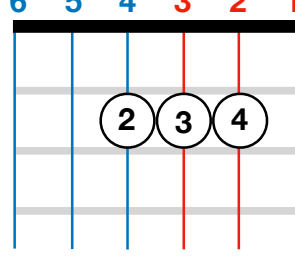
Key of Sol 	Sol  G Primera - I - Tonic	Re⁷  D⁷ Segunda - V ⁷ - Dominant ⁷	Do  C Tercera - IV - Subdominant
	Key of G Major		


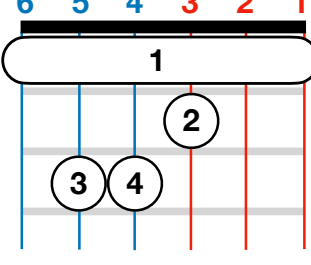
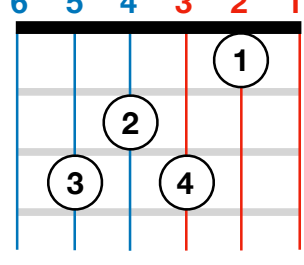
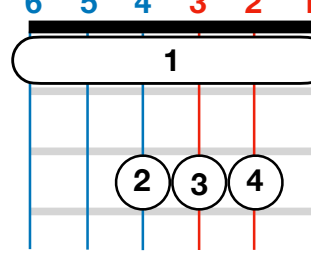
Key of Re 	Re  D Primera - I - Tonic	La⁷  A⁷ Segunda - V ⁷ - Dominant ⁷	Sol  G Tercera - IV - Subdominant
	Key of D Major		

Major Key Primary Chords

Guitar


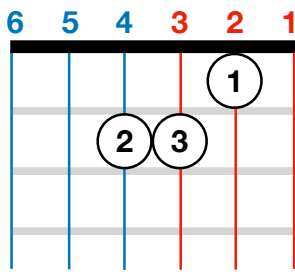
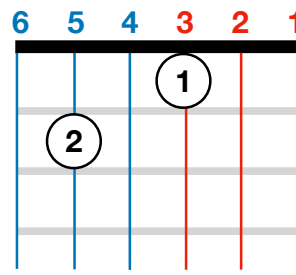
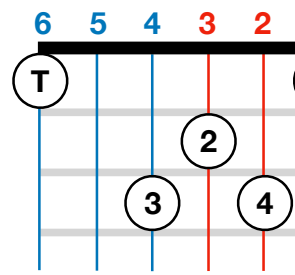
Key of La 	La 	Mi⁷ 	Re 
	A Primera - I - Tonic	E⁷ Segunda - V ⁷ - Dominant ⁷	D Tercera - IV - Subdominant


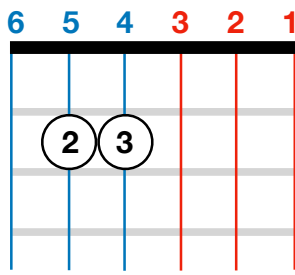
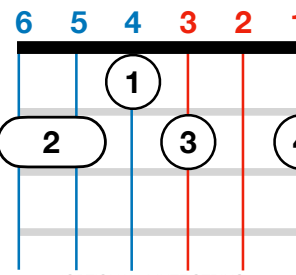
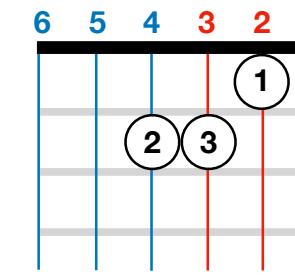
Key of Mi 	Mi 	Si⁷ 	La 
	E Primera - I - Tonic	B⁷ Segunda - V ⁷ - Dominant ⁷	A Tercera - IV - Subdominant


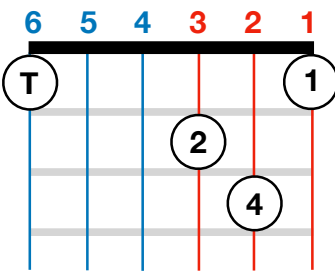
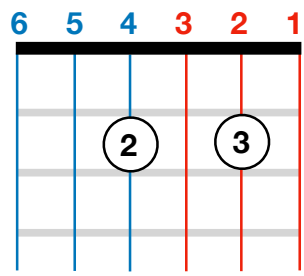
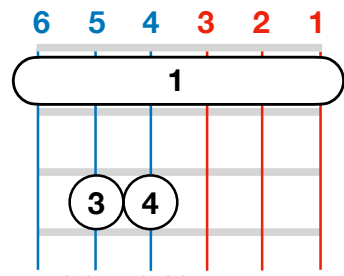
Key of Fa 	Fa 	Do⁷ 	Si^b 
	F Primera - I - Tonic	C⁷ Segunda - V ⁷ - Dominant ⁷	B^b Tercera - IV - Subdominant

Minor Key Primary Chords

Guitar

<p>Key of A^m</p> 	<p>La^m</p>  <p>A^m</p> <p>Primera - I - Tonic</p>	<p>Mi⁷</p>  <p>E⁷</p> <p>Segunda - V⁷ - Dominant⁷</p>	<p>D^m</p>  <p>D^m</p> <p>Tercera - IV - Subdominant</p>
	<p>Key of A Minor</p>		

<p>Key of Mi^m</p> 	<p>Mi^m</p>  <p>E</p> <p>Primera - I - Tonic</p>	<p>Si⁷</p>  <p>B⁷</p> <p>Segunda - V⁷ - Dominant⁷</p> <p><small>*OPTIONAL: MUTE STRING 6</small></p>	<p>La^m</p>  <p>A^m</p> <p>Tercera - IV - Subdominant</p>
	<p>Key of E Minor</p>		

<p>Key of Re^m</p> 	<p>Re^m</p>  <p>D^m</p> <p>Primera - I - Tonic</p>	<p>La⁷</p>  <p>A⁷</p> <p>Segunda - V⁷ - Dominant⁷</p>	<p>Sol^m</p>  <p>G^m</p> <p>Tercera - IV - Subdominant</p> <p><small>*CHORD BEGINS ON THE 3RD FRET</small></p>
	<p>Key of D Minor</p>		

Circle (círculo) Chords


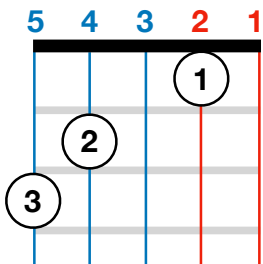
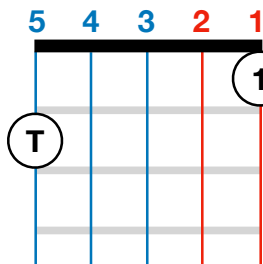
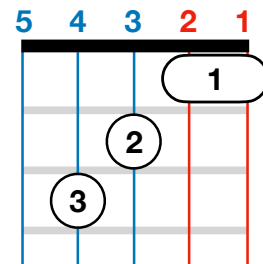
I - vi - ii - V⁷


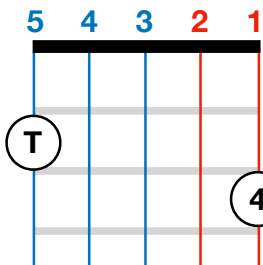
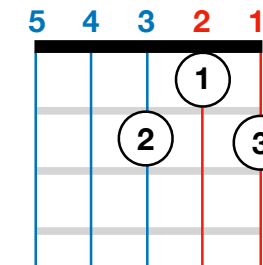
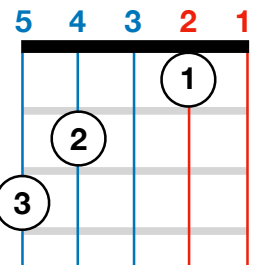
<p>Do</p> <p>C</p> <p>I - Tonic</p>	<p>La^m</p> <p>A^m</p> <p>vi - Submediant</p>	<p>Re^m</p> <p>D^m</p> <p>ii - Supertonic</p>	<p>Sol⁷</p> <p>G⁷</p> <p>V⁷ - Dominant</p>
---	---	---	---


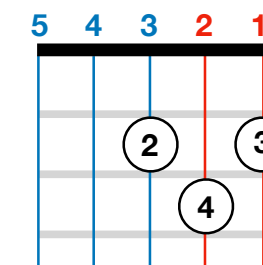
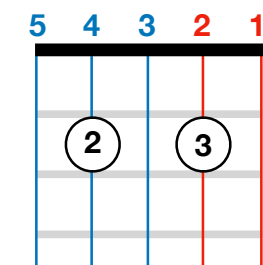
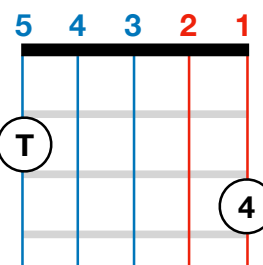
<p>Sol</p> <p>G</p> <p>I - Tonic</p>	<p>La^m</p> <p>D^m</p> <p>ii - Supertonic</p>	<p>Re⁷</p> <p>D⁷</p> <p>V⁷ - Dominant</p>
--	---	--

Major Key Primary Chords

Vihuela


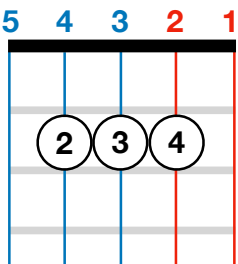
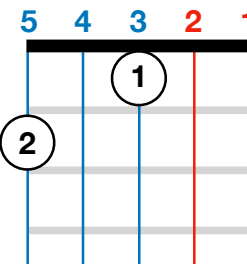
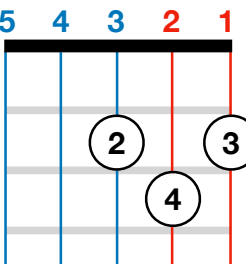
<p>Key of Do</p> 	<p>Do</p>  <p>C</p> <p>Primera - I - Tonic</p>	<p>Sol⁷</p>  <p>G⁷</p> <p>Segunda - V⁷ - Dominant⁷</p>	<p>Fa</p>  <p>F</p> <p>Tercera - IV - Subdominant</p>
	<p>Key of C Major</p>		


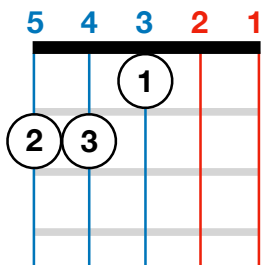
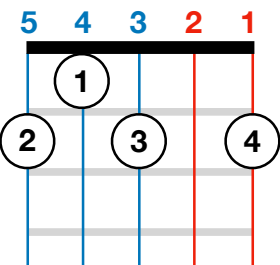
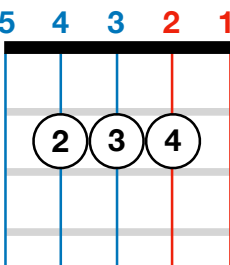
<p>Key of Sol</p> 	<p>Sol</p>  <p>G</p> <p>Primera - I - Tonic</p>	<p>Re⁷</p>  <p>D⁷</p> <p>Segunda - V⁷ - Dominant⁷</p>	<p>Do</p>  <p>C</p> <p>Tercera - IV - Subdominant</p>
	<p>Key of G Major</p>		


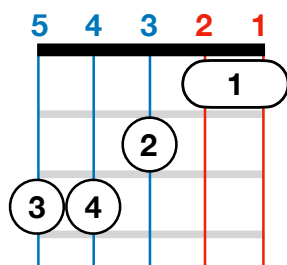
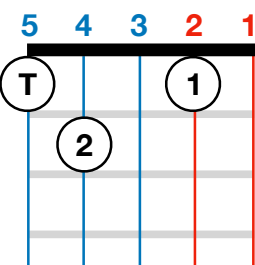

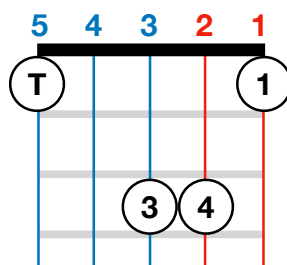
<p>Key of Re</p> 	<p>Re</p>  <p>D</p> <p>Primera - I - Tonic</p>	<p>La⁷</p>  <p>A⁷</p> <p>Segunda - V⁷ - Dominant⁷</p>	<p>Sol</p>  <p>G</p> <p>Tercera - IV - Subdominant</p>
	<p>Key of D Major</p>		

Major Key Primary Chords

Vihuela


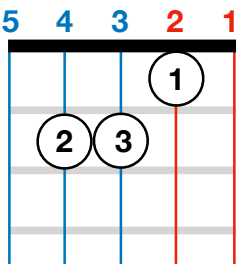
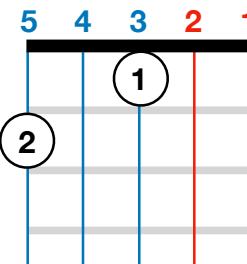
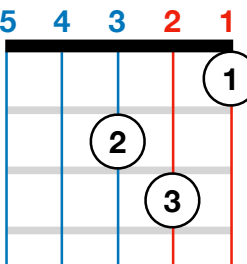
<p>Key of La</p> 	<p>La</p>  <p>A</p> <p>Primera - I - Tonic</p>	<p>Mi⁷</p>  <p>E⁷</p> <p>Segunda - V⁷ - Dominant⁷</p>	<p>Re</p>  <p>D</p> <p>Tercera - IV - Subdominant</p>
	<p>Key of A Major</p>		


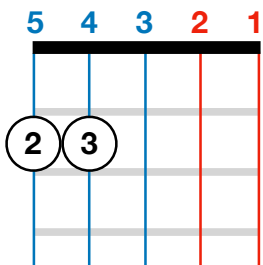
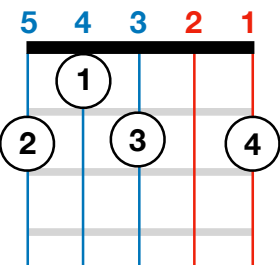
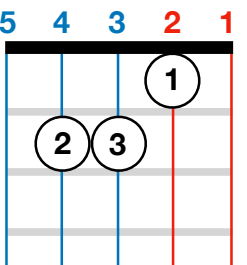
<p>Key of Mi</p> 	<p>Mi</p>  <p>E</p> <p>Primera - I - Tonic</p>	<p>Si⁷</p>  <p>B⁷</p> <p>Segunda - V⁷ - Dominant⁷</p>	<p>La</p>  <p>A</p> <p>Tercera - IV - Subdominant</p>
	<p>Key of E Major</p>		


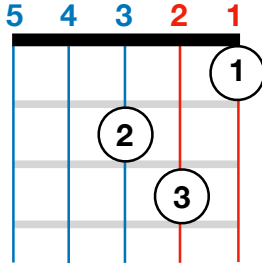
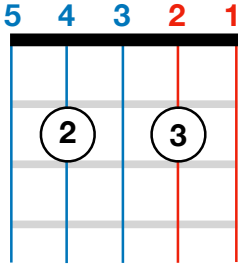
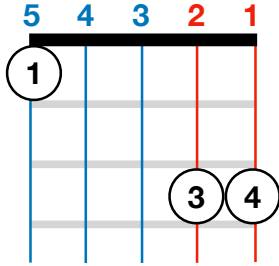
<p>Key of Fa</p> 	<p>Fa</p>  <p>F</p> <p>Primera - I - Tonic</p>	<p>Do⁷</p>  <p>C⁷</p> <p>Segunda - V⁷ - Dominant⁷</p> <p><small>*OPTIONAL</small></p>  <p>C⁷</p>	<p>Si^b</p>  <p>B^b</p> <p>Tercera - IV - Subdominant</p>
	<p>Key of F Major</p>		

Minor Key Primary Chords

Vihuela

Key of La^m 	La^m 	Mi⁷ 	Re^m 
	A^m Primera - I - Tonic	E⁷ Segunda - V ⁷ - Dominant ⁷	D^m Tercera - IV - Subdominant

Key of Mi^m 	Mi^m 	Si⁷ 	La^m 
	E^m Primera - I - Tonic	B⁷ Segunda - V ⁷ - Dominant ⁷	A^m Tercera - IV - Subdominant

Key of Re^m 	Re^m 	La⁷ 	Sol^m 
	D^m Primera - I - Tonic	A⁷ Segunda - V ⁷ - Dominant ⁷	G^m Tercera - IV - Subdominant

Circle (círculo) Chords

I - vi - ii - V⁷

Do

C

I - Tonic

La^m

A^m

vi - Submediant

Re^m

D^m

ii - Supertonic

Sol⁷

G⁷

V⁷ - Dominant

Sol

G

I - Tonic

Mi^m

E^m

vi - Submediant

La^m

D^m

ii - Supertonic

Re⁷

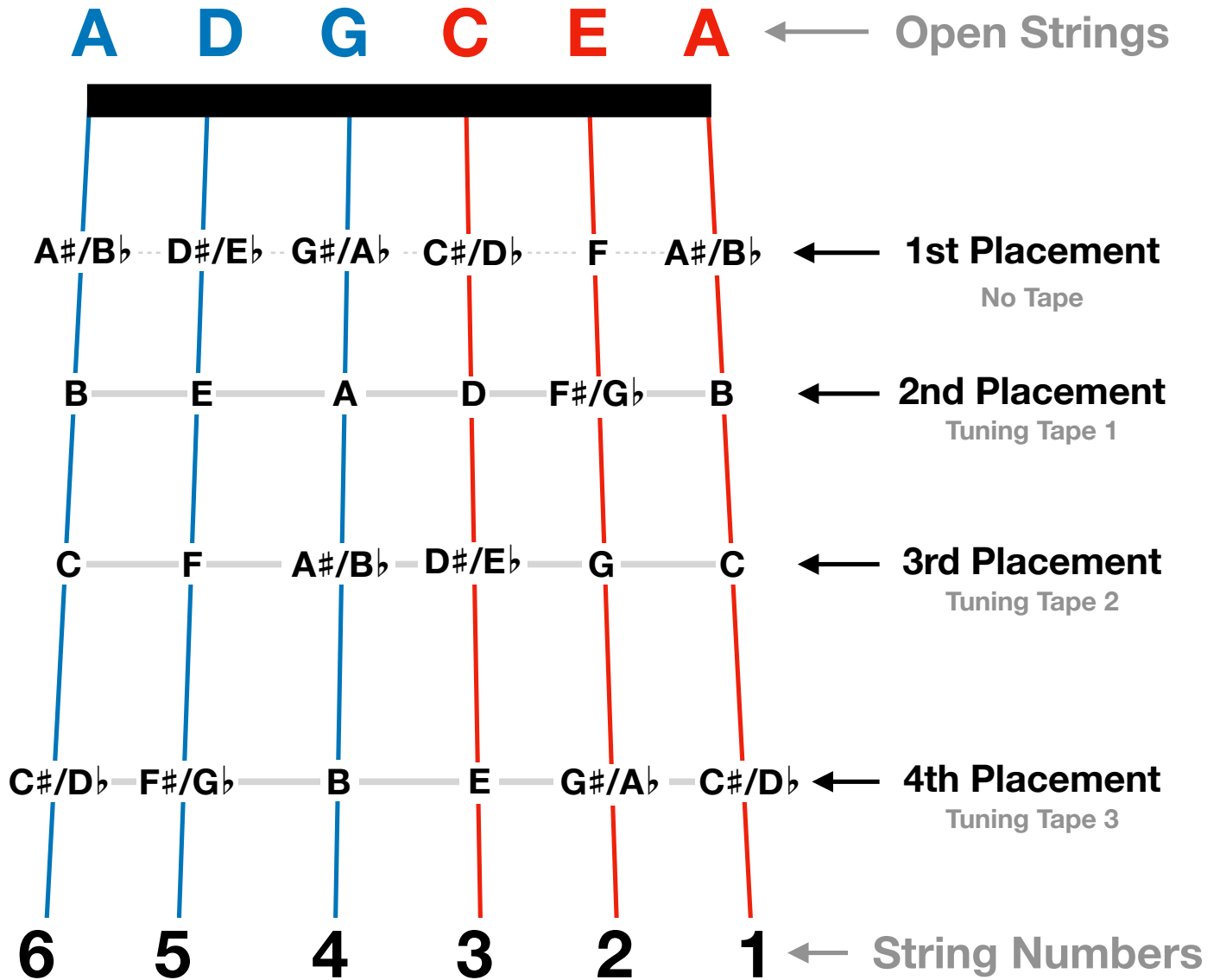
D⁷

V⁷ - Dominant

Guitarron Fingerboard

Pitch Diagram

Yvette Sital
 Mariachi Director
 Harney Middle School
 Las Vegas, NV
 sitaly@nv.ccsd.net



Left Hand



For most notes, use the **tip of your fingers** to press the strings with the left hand.
 The **open palm** symbol represents when to use the middle phalanx to press the strings.

Right Hand




The **right hand thumb** pulls strings 4, 5, and 6.
 The **index finger** pulls strings 2 and 3.
 The **middle finger** pulls string 1.

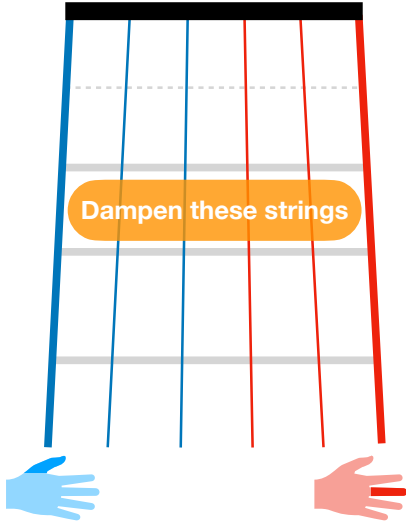
Guitarron Fingering Chart

Yvette Sital - Mariachi Director - Harney Middle School - Las Vegas, NV - sitaly@nv.ccsd.net

A



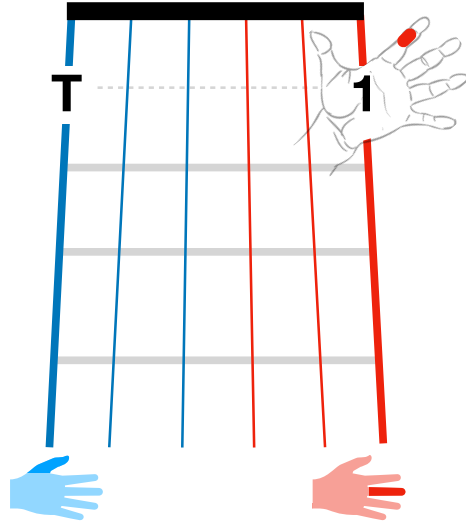
A D G C E A



A#/B♭



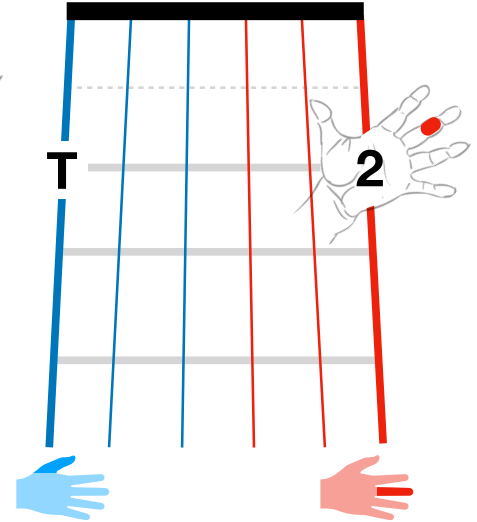
A D G C E A



B



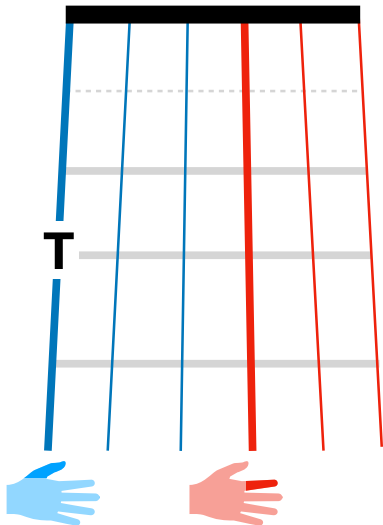
A D G C E A



C




A D G C E A



C#/D♭



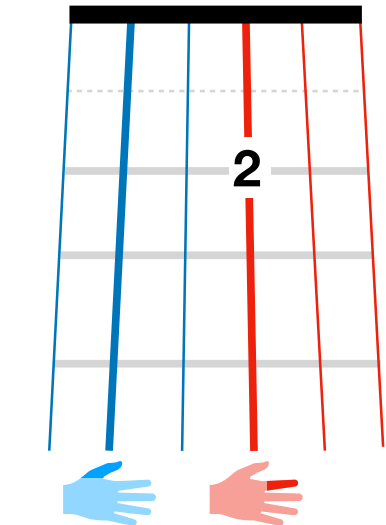
A D G C E A



D



A D G C E A



Use your **ears to tune** the octave C#/D♭. Place your 23 fingering just below the 4th placement and bend the pitch up.

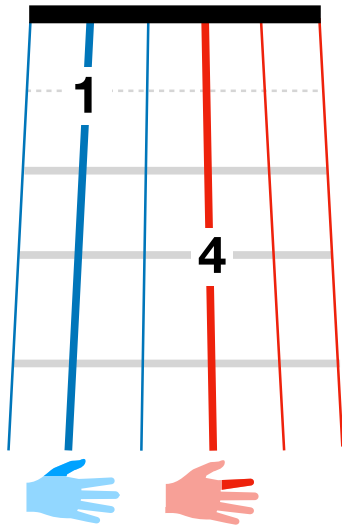
Guitarron Fingering Chart

Yvette Sital - Mariachi Director - Harney Middle School - Las Vegas, NV - sitaly@nv.ccsd.net

D#/E♭



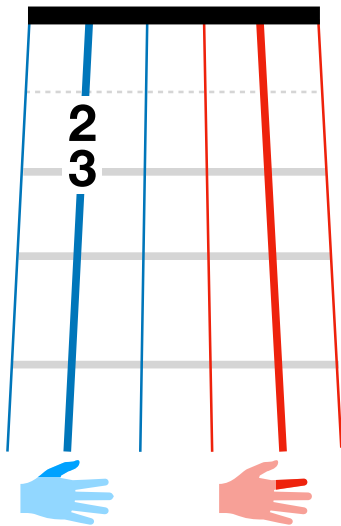
A D G C E A



E



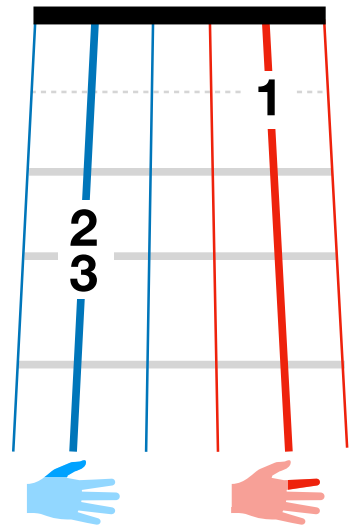
A D G C E A



F



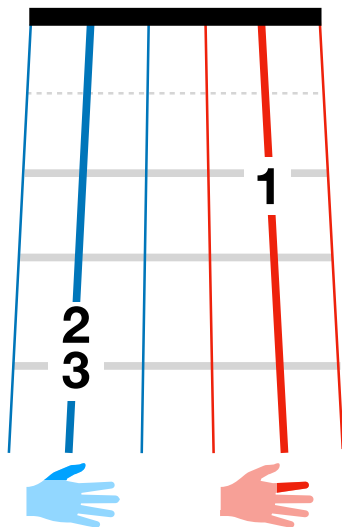
A D G C E A



F#/G♭



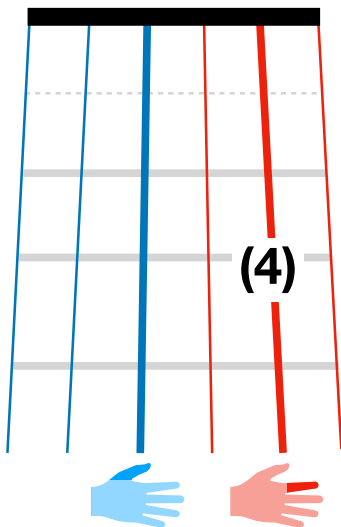
A D G C E A



G




A D G C E A

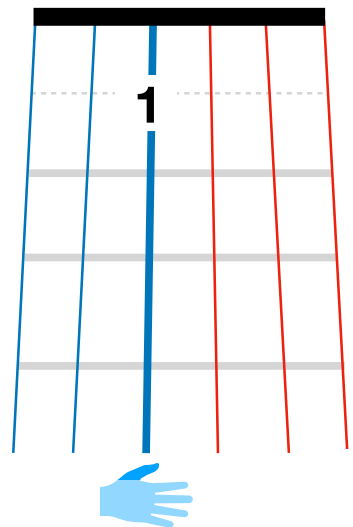


← Written either way

G#/A♭



A D G C E A



← Written either way



Whenever possible, pull both strings. If you can not pull both strings due to a fast tempo, play open 4th string G only.



G#/A♭ is only played with one string, not two.