
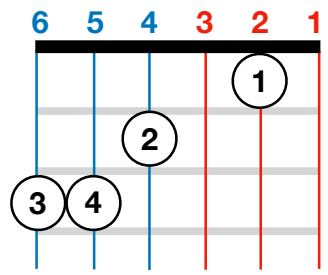
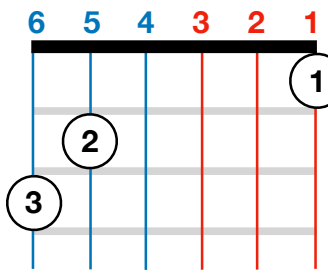
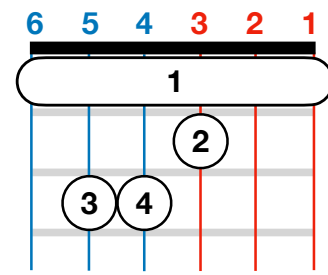

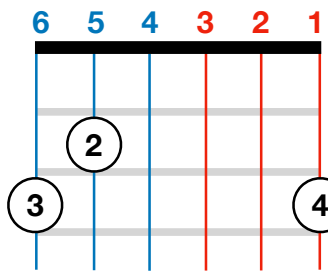
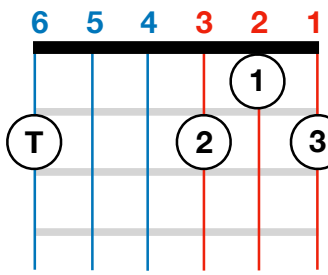
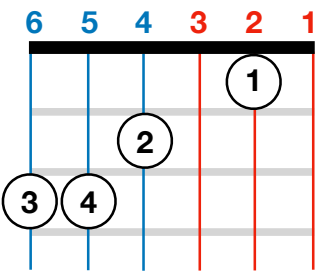

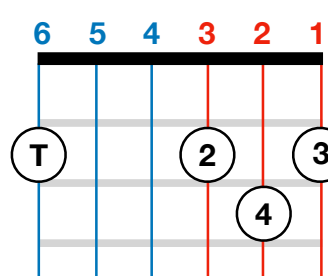
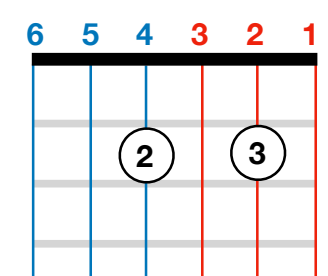
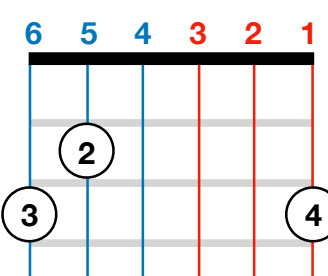


Major Key Primary Chords

Guitar


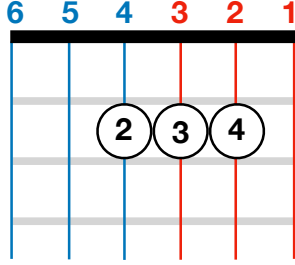
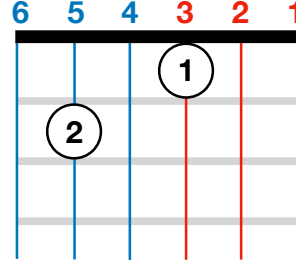
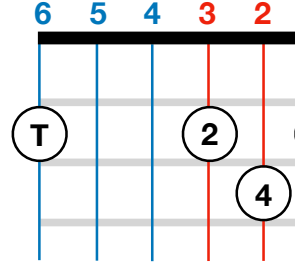
Key of Do 	Do  C Primera - I - Tonic	Sol⁷  G⁷ Segunda - V ⁷ - Dominant ⁷	Fa  F Tercera - IV - Subdominant
	Key of C Major		


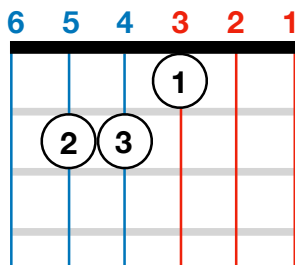
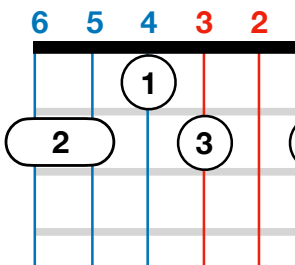
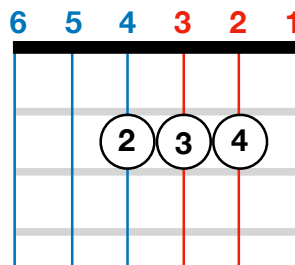
Key of Sol 	Sol  G Primera - I - Tonic	Re⁷  D⁷ Segunda - V ⁷ - Dominant ⁷	Do  C Tercera - IV - Subdominant
	Key of G Major		


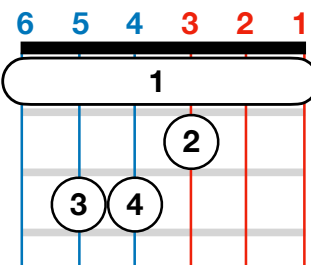
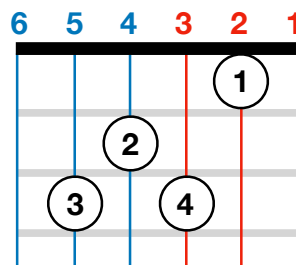
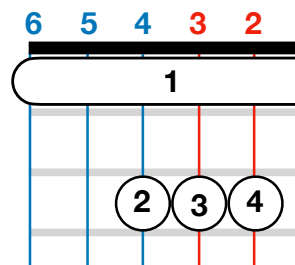
Key of Re 	Re  D Primera - I - Tonic	La⁷  A⁷ Segunda - V ⁷ - Dominant ⁷	Sol  G Tercera - IV - Subdominant
	Key of D Major		

Major Key Primary Chords

Guitar


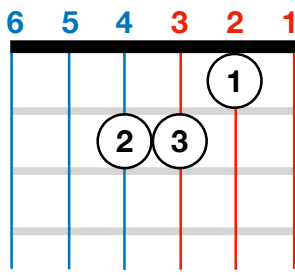
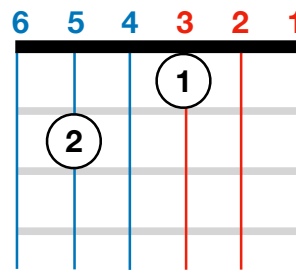
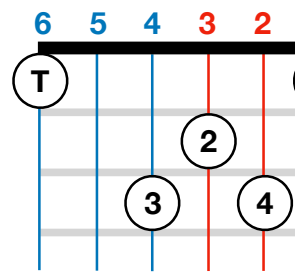
Key of La 	La 	Mi⁷ 	Re 
	A Primera - I - Tonic	E⁷ Segunda - V ⁷ - Dominant ⁷	D Tercera - IV - Subdominant


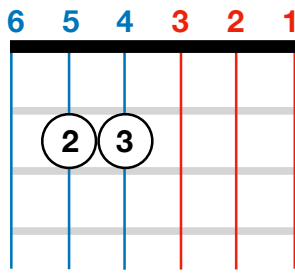
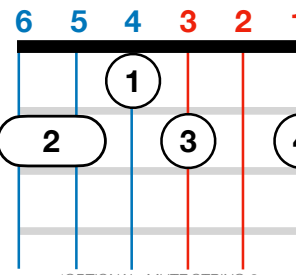
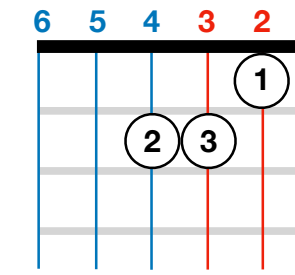
Key of Mi 	Mi 	Si⁷ 	La 
	E Primera - I - Tonic	B⁷ Segunda - V ⁷ - Dominant ⁷	A Tercera - IV - Subdominant


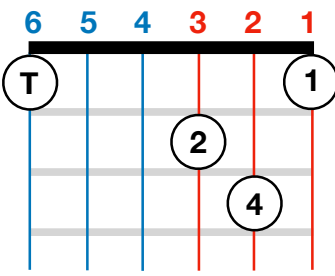
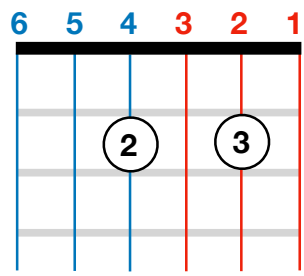
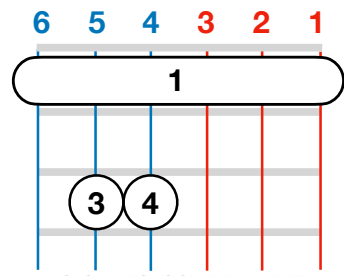
Key of Fa 	Fa 	Do⁷ 	Si^b 
	F Primera - I - Tonic	C⁷ Segunda - V ⁷ - Dominant ⁷	B^b Tercera - IV - Subdominant

Minor Key Primary Chords

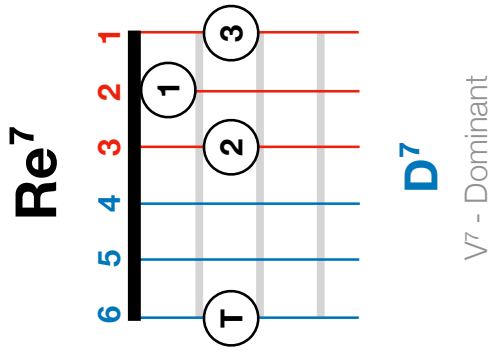
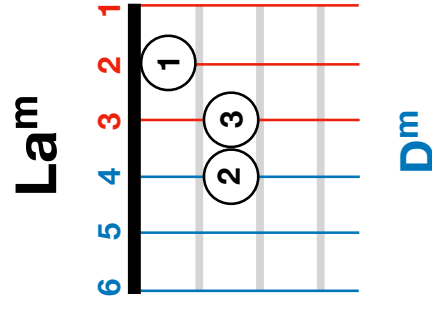
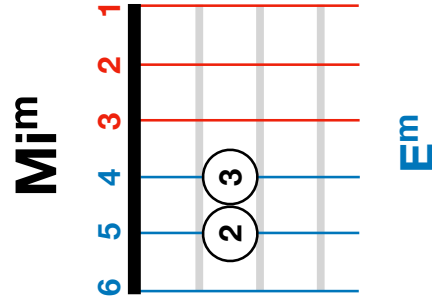
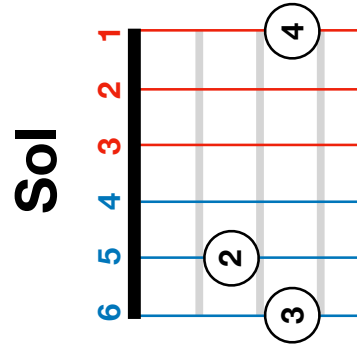
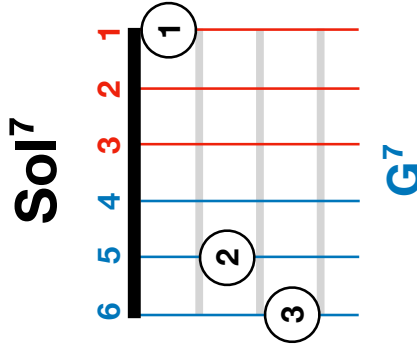
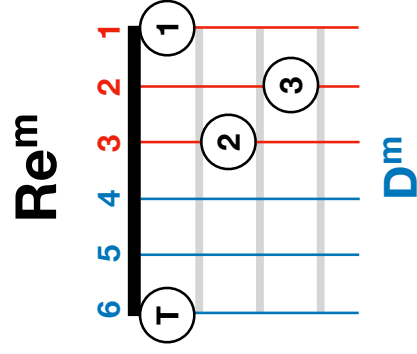
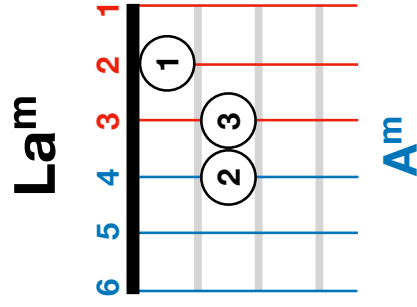
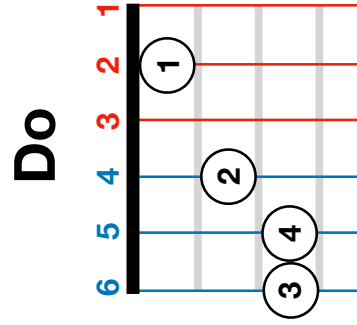
Guitar

<p>Key of A^m</p> 	<p>La^m</p>  <p>A^m</p> <p>Primera - I - Tonic</p>	<p>Mi⁷</p>  <p>E⁷</p> <p>Segunda - V⁷ - Dominant⁷</p>	<p>D^m</p>  <p>D^m</p> <p>Tercera - IV - Subdominant</p>
	<p>Key of A Minor</p>		

<p>Key of Mi^m</p> 	<p>Mi^m</p>  <p>E</p> <p>Primera - I - Tonic</p>	<p>Si⁷</p>  <p>B⁷</p> <p>Segunda - V⁷ - Dominant⁷</p> <p><small>*OPTIONAL: MUTE STRING 6</small></p>	<p>La^m</p>  <p>A^m</p> <p>Tercera - IV - Subdominant</p>
	<p>Key of E Minor</p>		


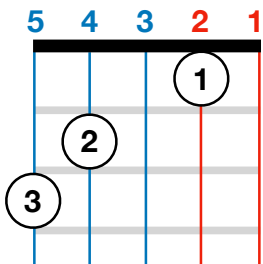
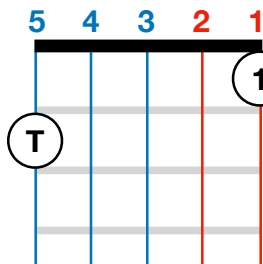
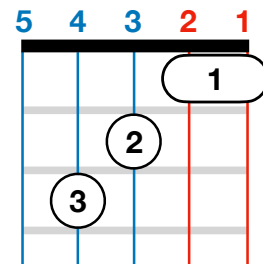
<p>Key of Re^m</p> 	<p>Re^m</p>  <p>D^m</p> <p>Primera - I - Tonic</p>	<p>La⁷</p>  <p>A⁷</p> <p>Segunda - V⁷ - Dominant⁷</p>	<p>Sol^m</p>  <p>G^m</p> <p>Tercera - IV - Subdominant</p> <p><small>*CHORD BEGINS ON THE 3RD FRET</small></p>
	<p>Key of D Minor</p>		


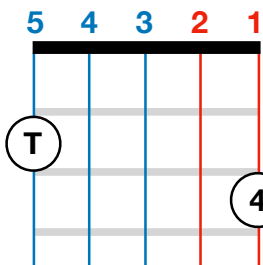
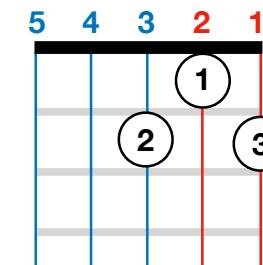
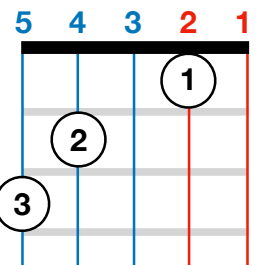
Circle (círculo) Chords


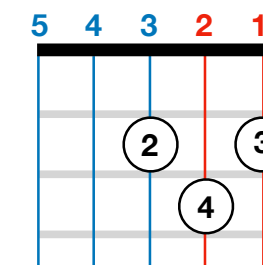
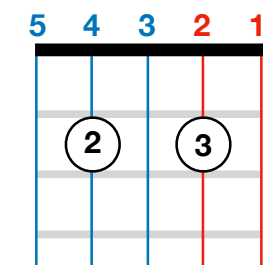
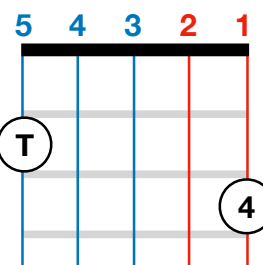
I - vi - ii - V⁷

Major Key Primary Chords

Vihuela


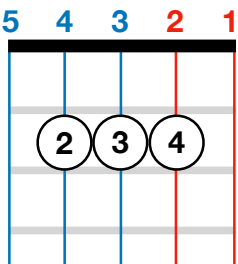
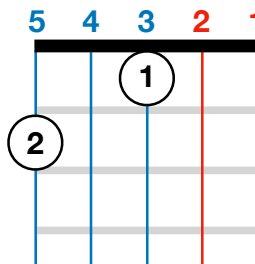
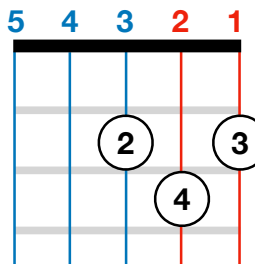
Key of Do 	Do  C Primera - I - Tonic	Sol⁷  G⁷ Segunda - V ⁷ - Dominant ⁷	Fa  F Tercera - IV - Subdominant
	Key of C Major		


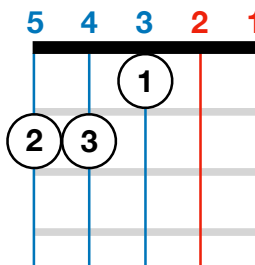
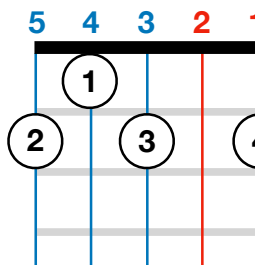
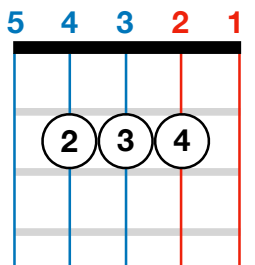
Key of Sol 	Sol  G Primera - I - Tonic	Re⁷  D⁷ Segunda - V ⁷ - Dominant ⁷	Do  C Tercera - IV - Subdominant
	Key of G Major		


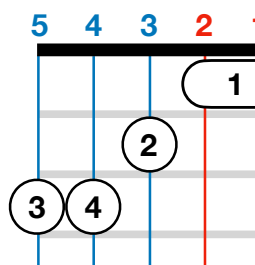
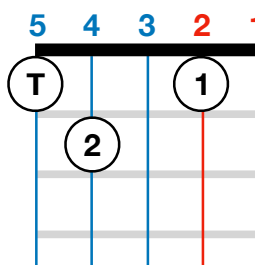

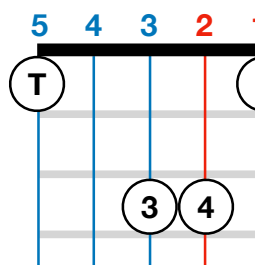
Key of Re 	Re  D Primera - I - Tonic	La⁷  A⁷ Segunda - V ⁷ - Dominant ⁷	Sol  G Tercera - IV - Subdominant
	Key of D Major		

Major Key Primary Chords

Vihuela


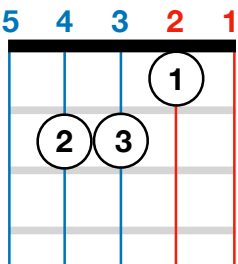
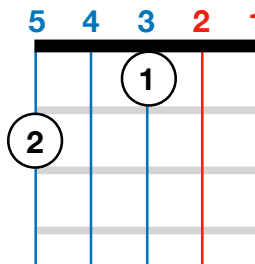
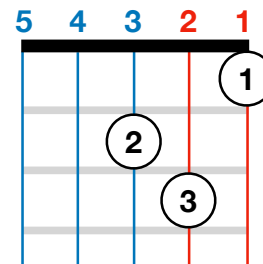
Key of La 	La 	Mi⁷ 	Re 
	A Primera - I - Tonic	E⁷ Segunda - V ⁷ - Dominant ⁷	D Tercera - IV - Subdominant


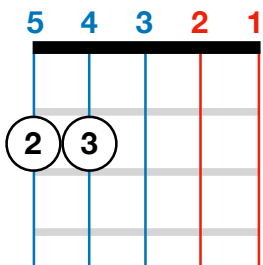
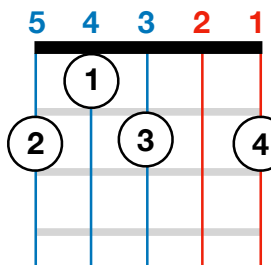
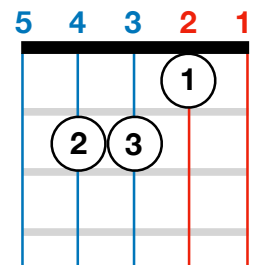
Key of Mi 	Mi 	Si⁷ 	La 
	E Primera - I - Tonic	B⁷ Segunda - V ⁷ - Dominant ⁷	A Tercera - IV - Subdominant


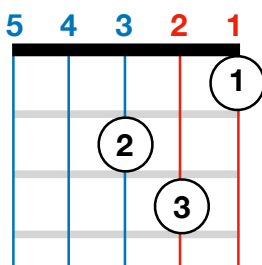
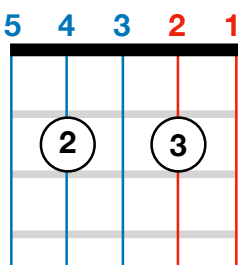
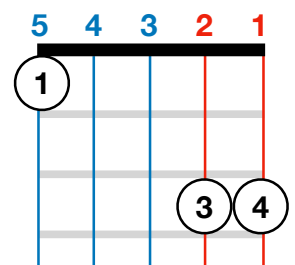
Key of Fa 	Fa 	Do⁷  <small>*OPTIONAL</small> 	Si^b 
	F Primera - I - Tonic	C⁷ Segunda - V ⁷ - Dominant ⁷	B^b Tercera - IV - Subdominant

Minor Key Primary Chords

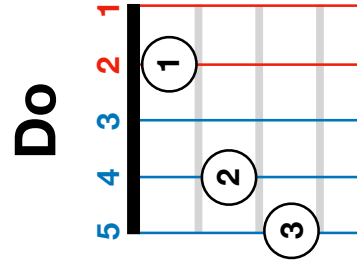
Vihuela

<p>Key of La^m</p> 	<p>La^m</p>  <p>A^m</p>	<p>Mi⁷</p>  <p>E⁷</p>	<p>Re^m</p>  <p>D^m</p>
	<p>Primera - I - Tonic</p>	<p>Segunda - V⁷ - Dominant⁷</p>	<p>Tercera - IV - Subdominant</p>
<p>Key of A Minor</p>			

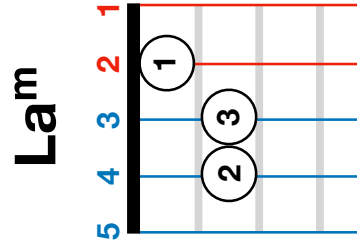
<p>Key of Mi^m</p> 	<p>Mi^m</p>  <p>E^m</p>	<p>Si⁷</p>  <p>B⁷</p>	<p>La^m</p>  <p>A^m</p>
	<p>Primera - I - Tonic</p>	<p>Segunda - V⁷ - Dominant⁷</p>	<p>Tercera - IV - Subdominant</p>
<p>Key of E minor</p>			

<p>Key of Re^m</p> 	<p>Re^m</p>  <p>D^m</p>	<p>La⁷</p>  <p>A⁷</p>	<p>Sol^m</p>  <p>G^m</p>
	<p>Primera - I - Tonic</p>	<p>Segunda - V⁷ - Dominant⁷</p>	<p>Tercera - IV - Subdominant</p>
<p>Key of D Minor</p>			

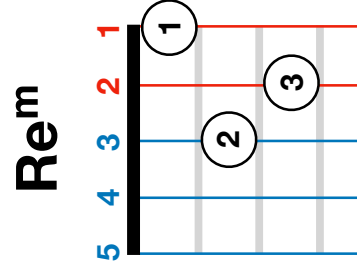
Circle (círculo) Chords

I - vi - ii - V⁷**C**

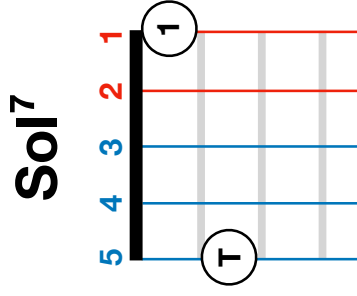
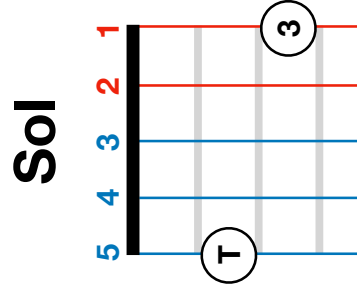
I - Tonic

**A^m**

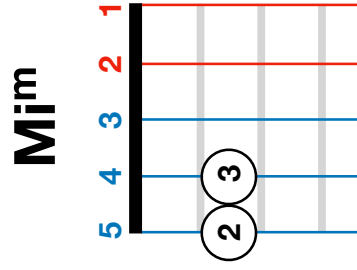
vi - Submediant

**D^m**

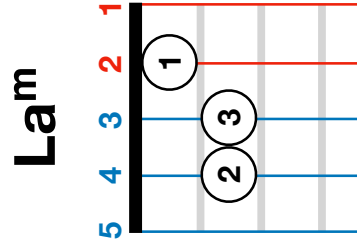
ii - Supertonic

**G⁷**V⁷ - Dominant**G**

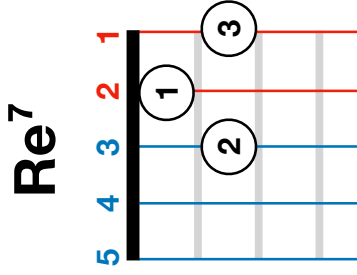
I - Tonic

**E^m**

vi - Submediant

**D^m**

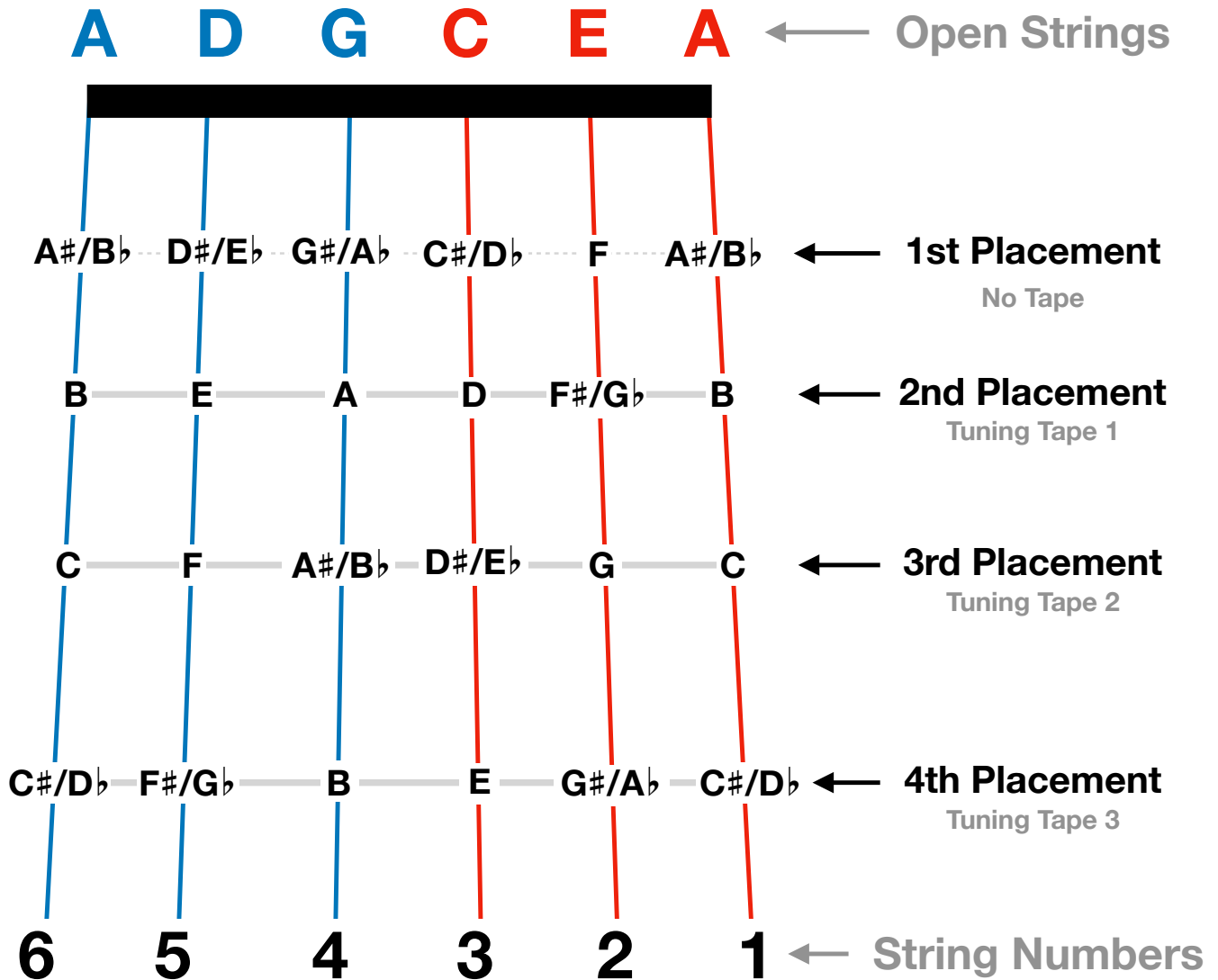
ii - Supertonic

**D⁷**V⁷ - Dominant

Guitarron Fingerboard

Pitch Diagram

Yvette Sital
Mariachi Director
Harney Middle School
Las Vegas, NV
sitaly@nv.ccsd.net



Left Hand



For most notes, use the **tip of your fingers** to press the strings with the left hand.
The **open palm** symbol represents when to use the middle phalanx to press the strings.

Right Hand




The **right hand thumb** pulls strings 4, 5, and 6.
The **index finger** pulls strings 2 and 3.
The **middle finger** pulls string 1.

Intentionally Left Blank

Guitarron Fingering Chart

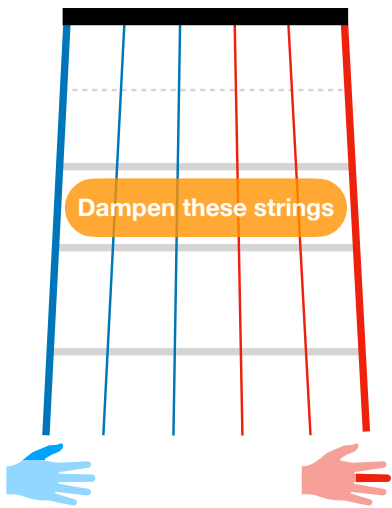
Yvette Sital - Mariachi Director - Harney Middle School - Las Vegas, NV - sitaly@nv.ccsd.net

A




Written either way

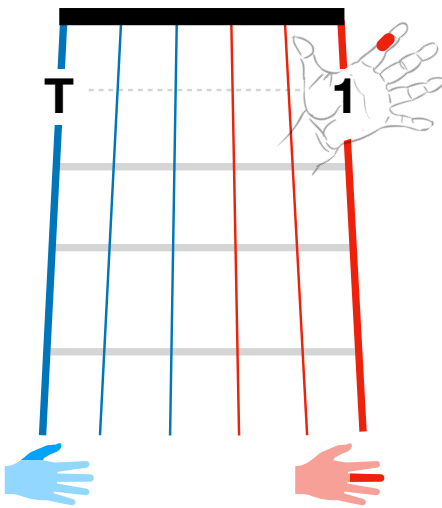
A D G C E A




A#/B♭



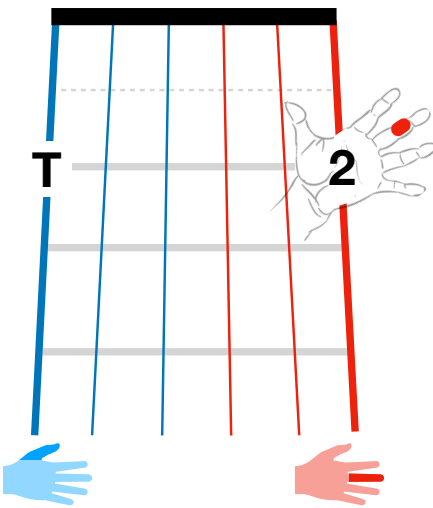
A D G C E A




B



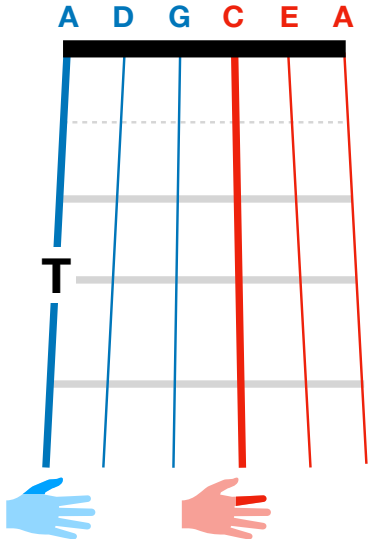
A D G C E A




C




A D G C E A




C#/D♭



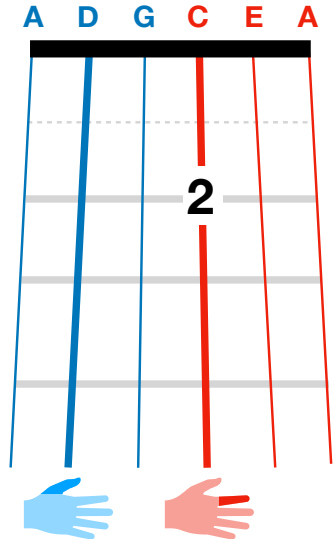
A D G C E A



D



A D G C E A





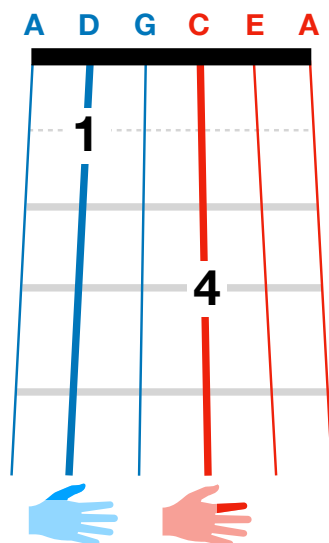

Use your **ears to tune** the octave C#/D♭. Place your 23 fingering just below the 4th placement and bend the pitch up.

This Page Left Blank Intentionally


Guitarron Fingering Chart

Yvette Sital - Mariachi Director - Harney Middle School - Las Vegas, NV - sitaly@nv.ccsd.net

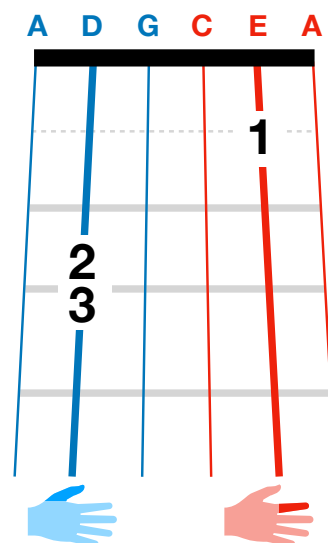

D#/E♭



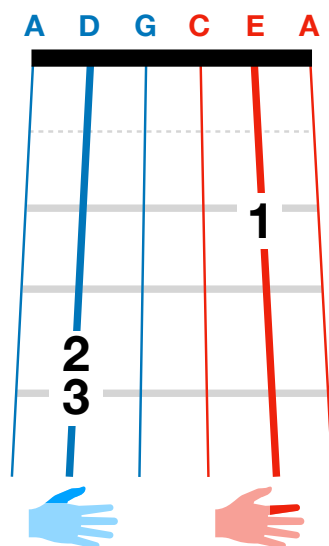
E



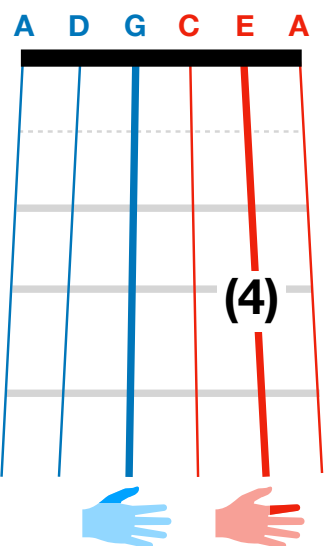
F



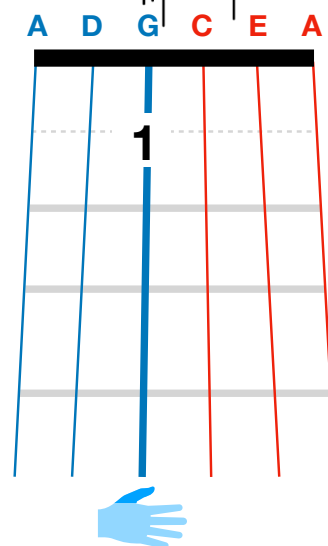

F#/G♭



G



G#/A♭



Whenever possible, pull both strings. If you can not pull both strings due to a fast tempo, play open 4th string G only.



G#/A♭ is only played with one string, not two.

This Page Left Blank Intentionally