
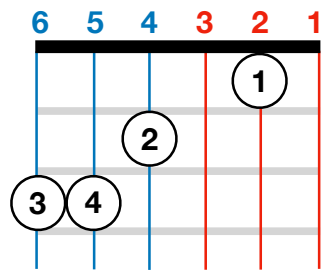
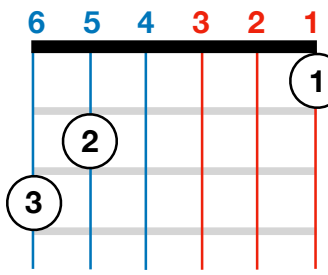
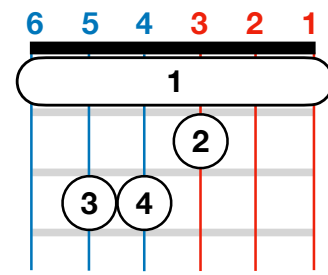

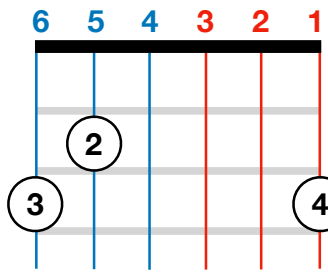
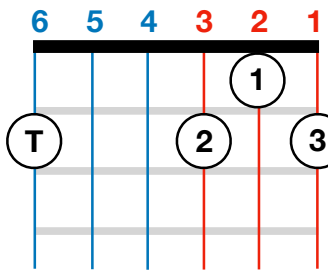
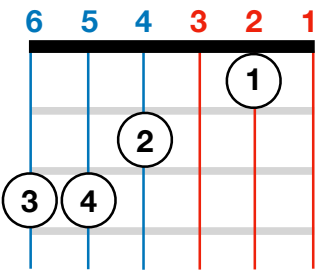

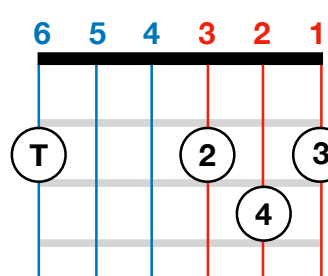
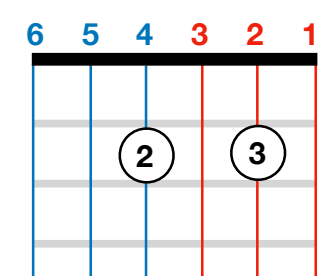
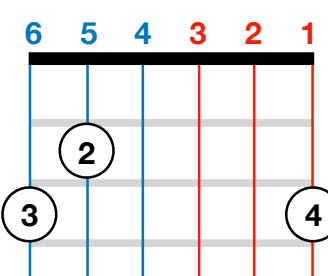


Major Key Primary Chords

Guitar


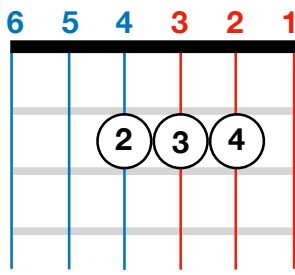
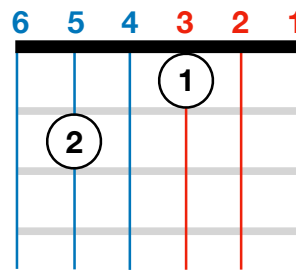
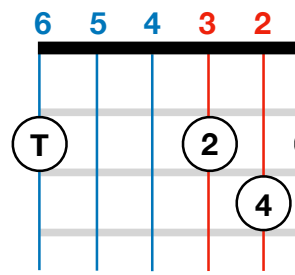
Key of Do 	Do 	Sol⁷ 	Fa 
	Key of C Major C Primera - I - Tonic	G⁷ Segunda - V ⁷ - Dominant ⁷	F Tercera - IV - Subdominant


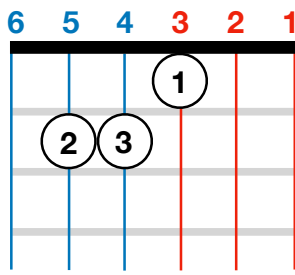
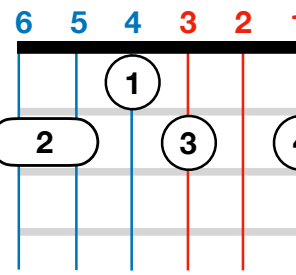
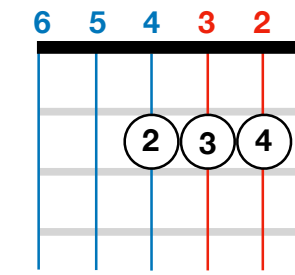
Key of Sol 	Sol 	Re⁷ 	Do 
	Key of G Major G Primera - I - Tonic	D⁷ Segunda - V ⁷ - Dominant ⁷	C Tercera - IV - Subdominant


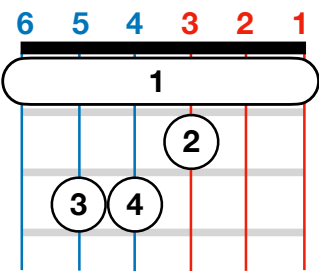
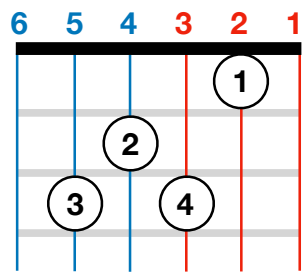
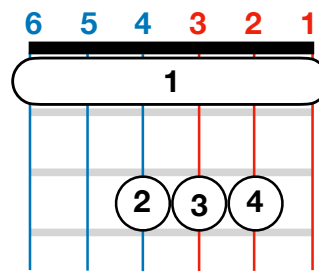
Key of Re 	Re 	La⁷ 	Sol 
	Key of D Major D Primera - I - Tonic	A⁷ Segunda - V ⁷ - Dominant ⁷	G Tercera - IV - Subdominant

Major Key Primary Chords

Guitar


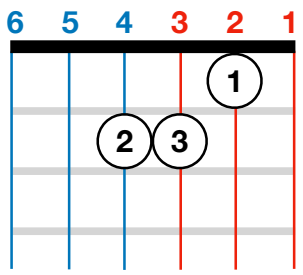
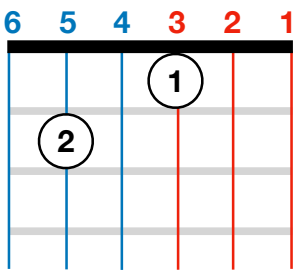
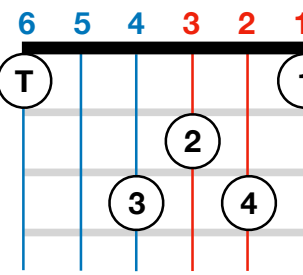
Key of La 	La 	Mi⁷ 	Re 
	A Primera - I - Tonic	E⁷ Segunda - V ⁷ - Dominant ⁷	D Tercera - IV - Subdominant


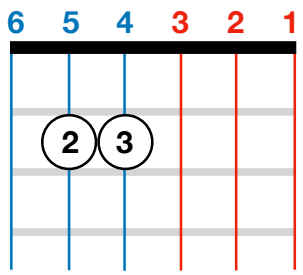
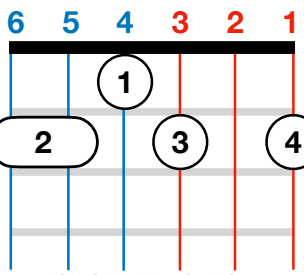
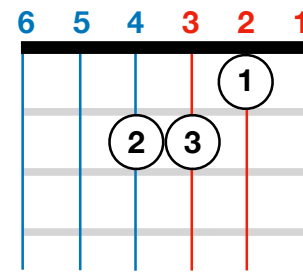
Key of Mi 	Mi 	Si⁷ 	La 
	E Primera - I - Tonic	B⁷ Segunda - V ⁷ - Dominant ⁷	A Tercera - IV - Subdominant


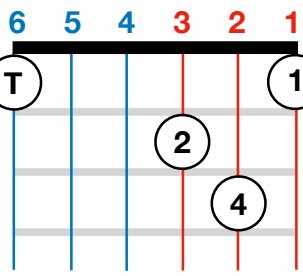
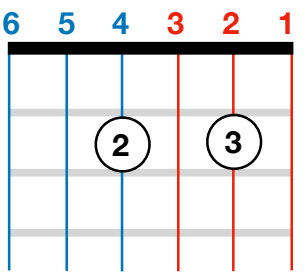
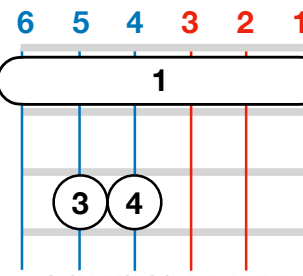
Key of Fa 	Fa 	Do⁷ 	Si^b 
	F Primera - I - Tonic	C⁷ Segunda - V ⁷ - Dominant ⁷	B^b Tercera - IV - Subdominant

Minor Key Primary Chords

Guitar

<p>Key of A^m</p> 	<p>La^m</p>  <p>A^m</p> <p>Primera - I - Tonic</p>	<p>Mi⁷</p>  <p>E⁷</p> <p>Segunda - V⁷ - Dominant⁷</p>	<p>D^m</p>  <p>D^m</p> <p>Tercera - IV - Subdominant</p>
	<p>Key of A Minor</p>		

<p>Key of Mi^m</p> 	<p>Mi^m</p>  <p>E</p> <p>Primera - I - Tonic</p>	<p>Si⁷</p>  <p>B⁷</p> <p>Segunda - V⁷ - Dominant⁷</p> <p><small>*OPTIONAL: MUTE STRING 6</small></p>	<p>La^m</p>  <p>A^m</p> <p>Tercera - IV - Subdominant</p>
	<p>Key of E Minor</p>		

<p>Key of Re^m</p> 	<p>Re^m</p>  <p>D^m</p> <p>Primera - I - Tonic</p>	<p>La⁷</p>  <p>A⁷</p> <p>Segunda - V⁷ - Dominant⁷</p>	<p>Sol^m</p>  <p>G^m</p> <p>Tercera - IV - Subdominant</p> <p><small>*CHORD BEGINS ON THE 3RD FRET</small></p>
	<p>Key of D Minor</p>		

Circle (círculo) Chords

Do
6 5 4 3 2 1
1
2
3 4
C

I - Tonic

La^m
6 5 4 3 2 1
1
2 3
A^m

vi - Submediant

Re^m
6 5 4 3 2 1
T 1
2 3
D^m

ii - Supertonic

Sol⁷
6 5 4 3 2 1
3 2 1
G⁷

V⁷ - Dominant

Sol
6 5 4 3 2 1
2 3 4
G

I - Tonic

Mi^m
6 5 4 3 2 1
2 3
E^m

vi - Submediant

La^m
6 5 4 3 2 1
1
2 3
D^m


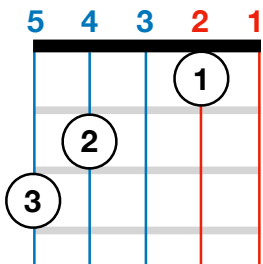
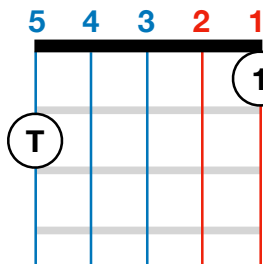
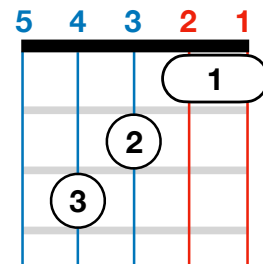
ii - Supertonic


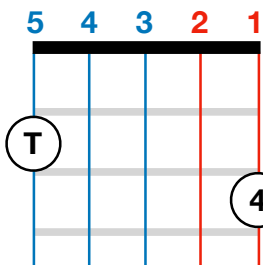
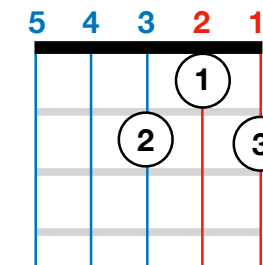
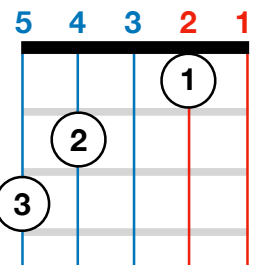
Re⁷
6 5 4 3 2 1
T 1 2 3
D⁷


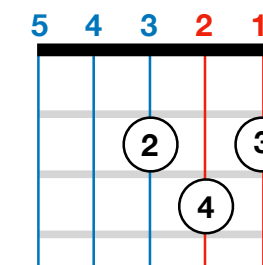
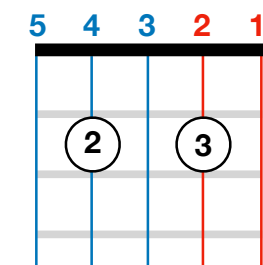
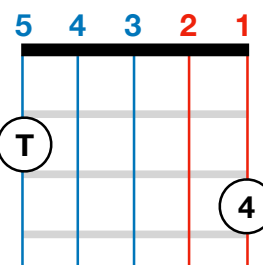
V⁷ - Dominant

Major Key Primary Chords

Vihuela


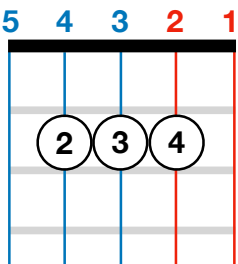
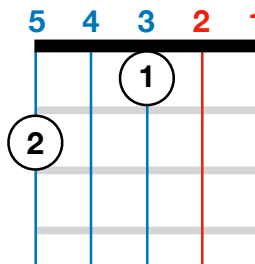
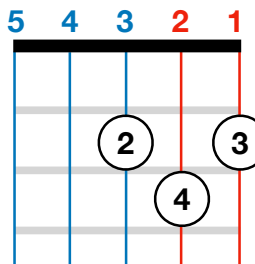
Key of Do 	Do 	Sol⁷ 	Fa 
	Key of C Major C Primera - I - Tonic	G⁷ Segunda - V ⁷ - Dominant ⁷	F Tercera - IV - Subdominant


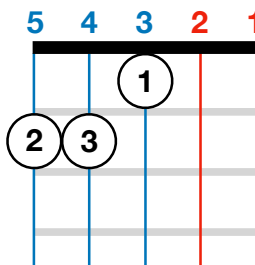
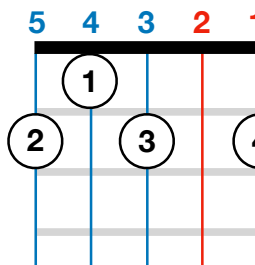
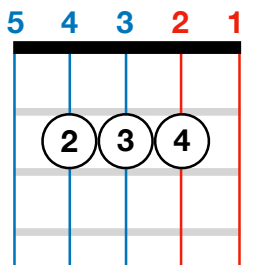
Key of Sol 	Sol 	Re⁷ 	Do 
	Key of G Major G Primera - I - Tonic	D⁷ Segunda - V ⁷ - Dominant ⁷	C Tercera - IV - Subdominant


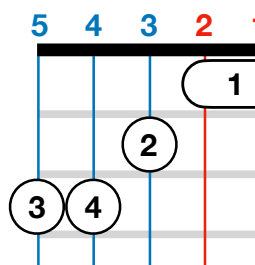
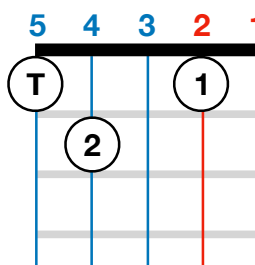

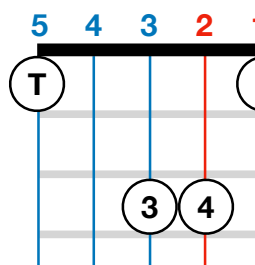
Key of Re 	Re 	La⁷ 	Sol 
	Key of D Major D Primera - I - Tonic	A⁷ Segunda - V ⁷ - Dominant ⁷	G Tercera - IV - Subdominant

Major Key Primary Chords

Vihuela


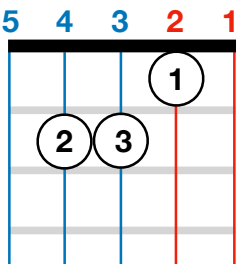
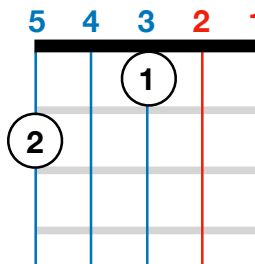
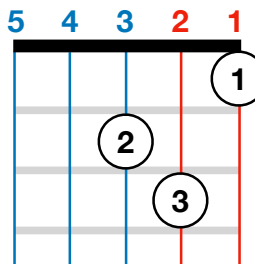
<p>Key of La</p> 	<p>La</p>  <p>A</p>	<p>Mi⁷</p>  <p>E⁷</p>	<p>Re</p>  <p>D</p>
	<p>Primera - I - Tonic</p>	<p>Segunda - V⁷ - Dominant⁷</p>	<p>Tercera - IV - Subdominant</p>


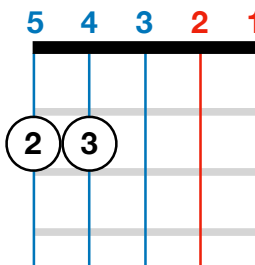
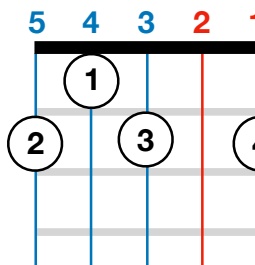
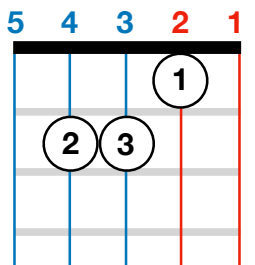
<p>Key of Mi</p> 	<p>Mi</p>  <p>E</p>	<p>Si⁷</p>  <p>B⁷</p>	<p>La</p>  <p>A</p>
	<p>Primera - I - Tonic</p>	<p>Segunda - V⁷ - Dominant⁷</p>	<p>Tercera - IV - Subdominant</p>


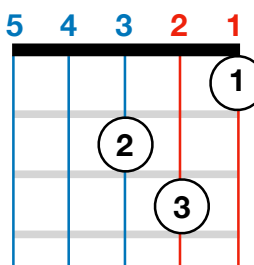
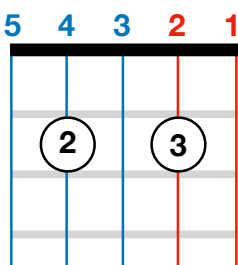
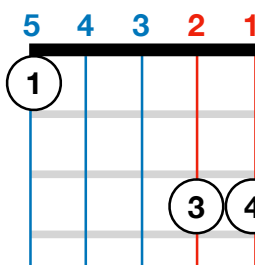
<p>Key of Fa</p> 	<p>Fa</p>  <p>F</p>	<p>Do⁷</p>  <p>C⁷</p> <p><small>*OPTIONAL</small></p>  <p>C⁷</p>	<p>Si^b</p>  <p>B^b</p>
	<p>Primera - I - Tonic</p>	<p>Segunda - V⁷ - Dominant⁷</p>	<p>Tercera - IV - Subdominant</p>

Minor Key Primary Chords

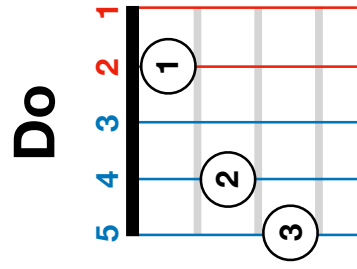
Vihuela

<p>Key of La^m</p> 	<p>La^m</p>  <p>A^m</p>	<p>Mi⁷</p>  <p>E⁷</p>	<p>Re^m</p>  <p>D^m</p>
	<p>Primera - I - Tonic</p>	<p>Segunda - V⁷ - Dominant⁷</p>	<p>Tercera - IV - Subdominant</p>

<p>Key of Mi^m</p> 	<p>Mi^m</p>  <p>E^m</p>	<p>Si⁷</p>  <p>B⁷</p>	<p>La^m</p>  <p>A^m</p>
	<p>Primera - I - Tonic</p>	<p>Segunda - V⁷ - Dominant⁷</p>	<p>Tercera - IV - Subdominant</p>

<p>Key of Re^m</p> 	<p>Re^m</p>  <p>D^m</p>	<p>La⁷</p>  <p>A⁷</p>	<p>Sol^m</p>  <p>G^m</p>
	<p>Primera - I - Tonic</p>	<p>Segunda - V⁷ - Dominant⁷</p>	<p>Tercera - IV - Subdominant</p>

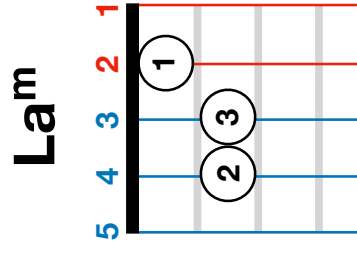
Circle (círculo) Chords



Do

C

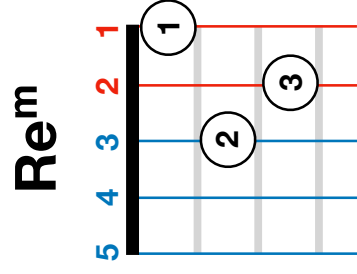
I - Tonic



La^m

A^m

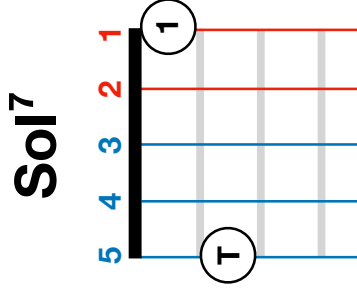
vi - Submediant



Re^m

E^m

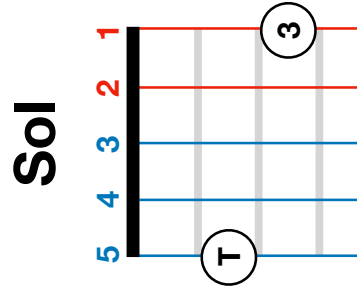
ii - Supertonic



Sol⁷

G⁷

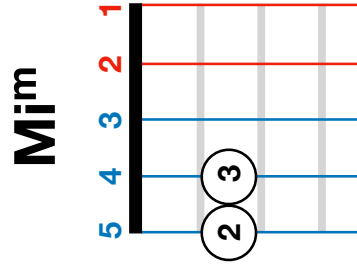
V⁷ - Dominant



Sol

G

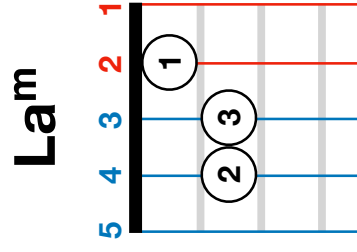
I - Tonic



Mi^m

E^m

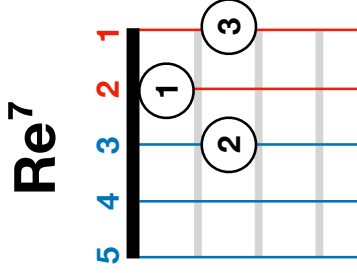
vi - Submediant



La^m

D^m

ii - Supertonic



Re⁷

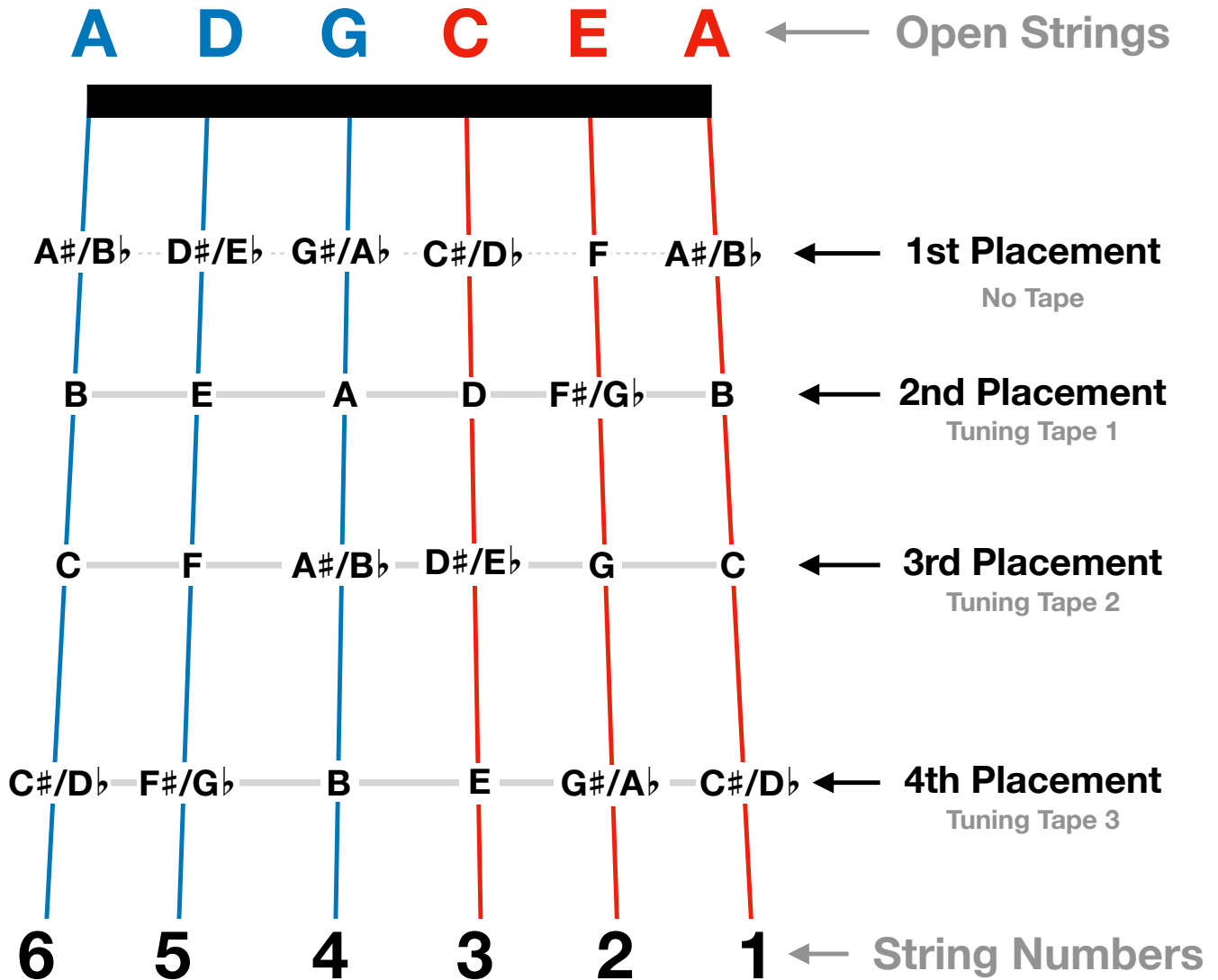
D⁷

V⁷ - Dominant

Guitarron Fingerboard

Pitch Diagram

Yvette Sital
 Mariachi Director
 Harney Middle School
 Las Vegas, NV
 sitaly@nv.ccsd.net



Left Hand



For most notes, use the **tip of your fingers** to press the strings with the left hand.
 The **open palm** symbol represents when to use the middle phalanx to press the strings.

Right Hand



The **right hand thumb** pulls strings 4, 5, and 6.
 The **index finger** pulls strings 2 and 3.
 The **middle finger** pulls string 1.

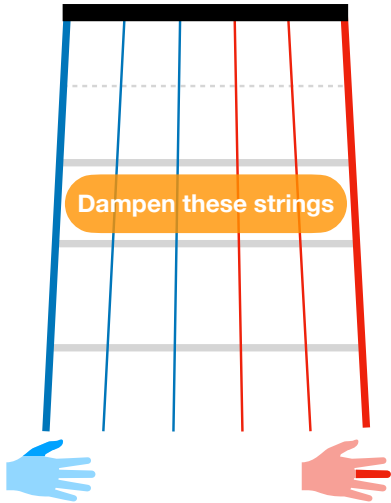
Guitarron Fingering Chart

Yvette Sital - Mariachi Director - Harney Middle School - Las Vegas, NV - sitaly@nv.ccsd.net

A



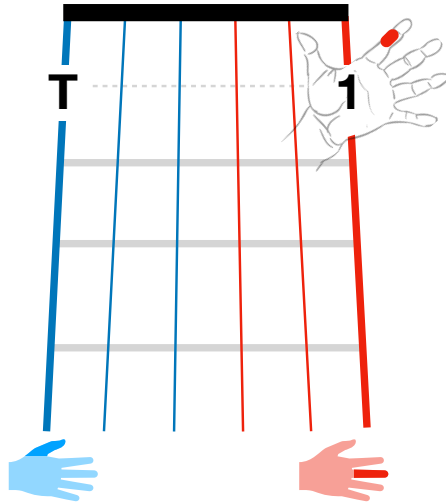
A D G C E A



A#/B \flat



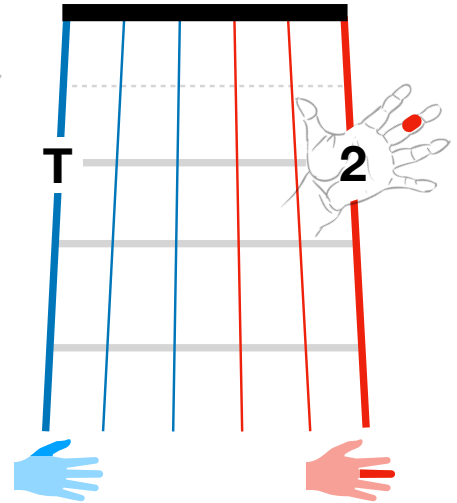
A D G C E A




B



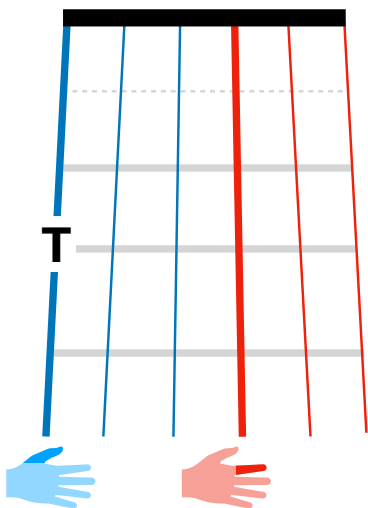
A D G C E A



C




A D G C E A



C#/D \flat



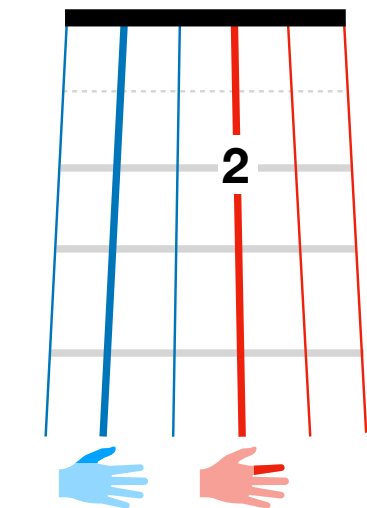
A D G C E A



D



A D G C E A



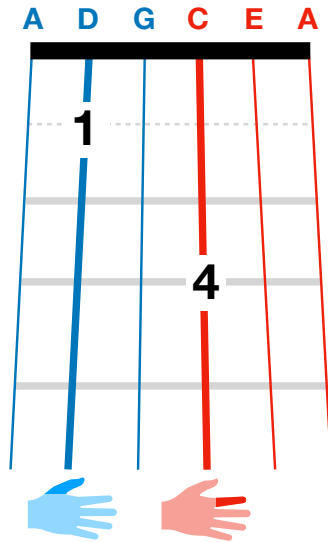
Use your **ears to tune** the octave C#/D \flat . Place your 23 fingering just below the 4th placement and bend the pitch up.

Intentionally Left Blank

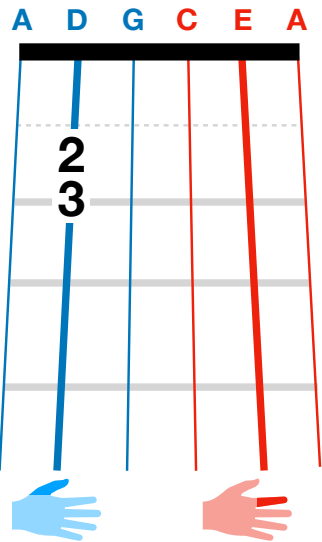
Guitarron Fingering Chart

Yvette Sital - Mariachi Director - Harney Middle School - Las Vegas, NV - sitaly@nv.ccsd.net

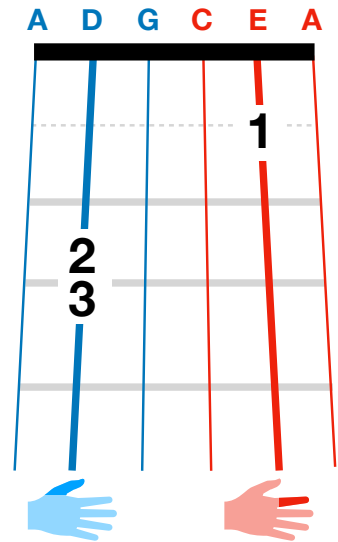
D#/E♭



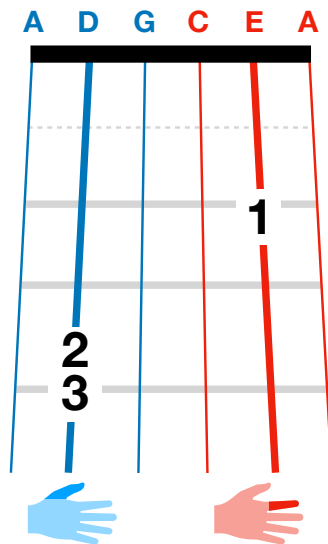

E



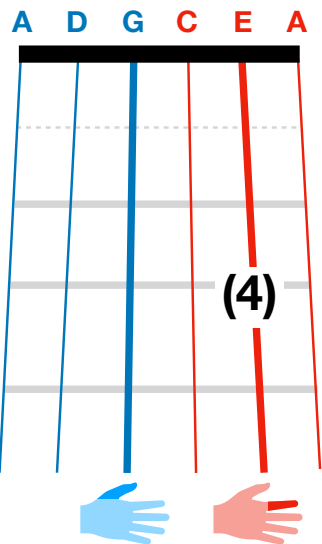
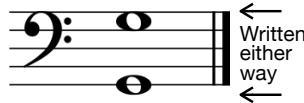
F



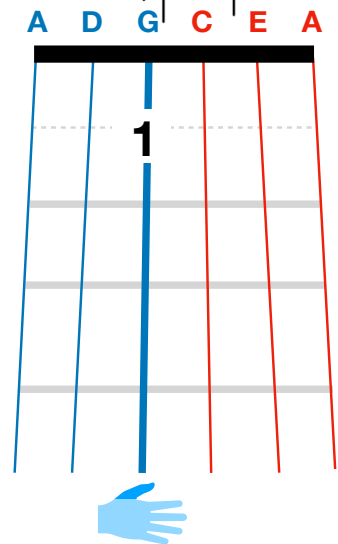
F#/G♭



G



G#/A♭



Whenever possible, pull both strings. If you can not pull both strings due to a fast tempo, play open 4th string G only.



G#/A♭ is only played with one string, not two.

This Page Left Blank Intentionally